



# Product Data



**Fig. 1 —Sizes 09K - 36K**

**NOTE:** Images are for illustration purposes **only**. Actual models may differ slightly.

## TABLE OF CONTENTS

INDUSTRY LEADING FEATURES / BENEFITS.....	1
MODEL NUMBER NOMENCLATURE .....	3
STANDARD FEATURES AND ACCESSORIES .....	4
DIMENSIONS .....	5
CLEARANCES.....	8
SPECIFICATIONS .....	9
COMPATIBILITY .....	10
PERFORMANCE .....	11
COOLING PERFORMANCE DATA - HIGH WALL .....	13
HEATING PERFORMANCE DATA - HIGH WALL .....	15
COOLING PERFORMANCE DATA - CASSETTE .....	17
HEATING PERFORMANCE DATA - CASSETTE .....	18
COOLING PERFORMANCE DATA - DUCTED.....	19
HEATING PERFORMANCE DATA - DUCTED .....	20
COOLING PERFORMANCE DATA - CONSOLE .....	21
HEATING PERFORMANCE DATA - CONSOLE.....	22
COOLING PERFORMANCE DATA - FMA4 (VERTICAL FAN COIL) .....	23
HEATING PERFORMANCE DATA - FMA4 (VERTICAL FAN COIL) .....	24
COOLING PERFORMANCE DATA - FMC-FMU (HORIZONTAL FAN COIL) .....	25
HEATING PERFORMANCE DATA - FMC-FMU (HORIZONTAL FAN COIL) .....	26
APPLICATION DATA .....	27
CUT IN/OUT TEMPERATURES.....	27
WIRING.....	28
AIRFLOW DATA .....	29
SOUND PRESSURE .....	29
SOUND PRESSURE IN OCTAVE BANDS .....	29
ELECTRICAL DATA .....	30
WIRING DIAGRAMS.....	31
GUIDE SPECIFICATIONS.....	34

## INDUSTRY LEADING FEATURES / BENEFITS

### A PERFECT BALANCE BETWEEN BUDGET LIMITS, ENERGY SAVINGS AND COMFORT

The 38MA\*R series ductless systems are a matched combination of an outdoor condensing unit and an indoor fan coil unit connected only by refrigerant tubing and wires.

The ductless system permits creative solutions to design problems such as:

- Add-ons to current space (an office or family room addition)
- Special space requirements
- When changes in the load cannot be handled by the existing system
- When adding air conditioning to spaces that are heated by hydronic or electric heat and have no ductwork
- Historical renovations or any application where preserving the look of the original structure is essential.

The ideal compliment to your ducted system when it is impractical or prohibitively expensive to use ductwork.

The compact indoor fan coil units take up very little space in the room and do not obstruct windows. The fan coils are attractively styled to blend with most room decors. Advanced system components incorporate innovative technology to provide reliable cooling performance at low sound levels.

## **Inverter Technology**

The inverter driven compressor is designed to run at various input power frequencies (Hz) which controls the compressor's motor speed.

**Even Temperature** – The control package, including the inverter, monitors the outdoor and indoor temperatures as they relate to the selected indoor set point and adjusts the compressor speed to match the load and keep the system operating continuously rather than cycling and creating temperature swings. This translates to higher comfort levels for the occupants.

**Rapid Pull Down/Warm-Up** – Comfort is increased by the inverter system's ability to ramp up the compressor speed enabling the system to reach the user selected room temperature set point quicker.

**Humidity Control** – Running the system for longer periods and continuously varying the compressor speed enhances the humidity control.

## **Individual Room Comfort**

Maximum comfort is provided because each space can be controlled individually based on the usage pattern.

## **Low Sound Levels**

When noise is a concern, ductless systems are the answer. The indoor units are whisper quiet. There are no compressors indoors, either in the conditioned space or directly over it, and there is none of the noise usually generated by air being forced through the ductwork.

When sound ordinances and proximity to neighbors demand quiet operation, the **38MA\*R** unit is the right choice. With the inverter technology, these units run at lower speeds most of the time resulting in reduced sound levels.

## **Inverter Technology – Enhanced Economical Operation**

Ductless systems are inherently economical to operate. Individual rooms are heated or cooled only when required, and since the air is delivered directly to the space, there is no need to use additional energy to move the air in the ductwork. This economical operation is enhanced further when the inverter system output matches the load resulting in a more efficient system.

## **Easy-To-Use Controls**

The systems have microprocessor-based controls to provide the ultimate in comfort and efficiency. The user friendly wired and wireless remote controls provide the interface between the user and the unit.

## **Secure Operation**

If security is an issue, outdoor and indoor units are connected only by refrigerant piping and wiring to prevent intruders from crawling through ductwork or wall openings. In addition, since the **38MA\*R** can be installed close to an outside wall, coils are protected from vandals and severe weather.

## **Fast Installation**

This compact ductless system is simple to install. Only wires and piping need to run between the indoor and outdoor units. These units are fast and easy to install ensuring minimal disruption to customers in homes or the workplace. This makes the **38MA\*R** systems the equipment of choice for retrofit applications.

## **Simple Servicing and Maintenance**

Removing the top panel of the outdoor unit provides immediate access to the control compartment, providing the service technician access to the diagnostic LEDs to facilitate the troubleshooting process. In addition, the draw-thru design of the outdoor unit means that dirt accumulates on the outside surface of the coil. Coils can be cleaned quickly from the inside using a pressure hose and detergent.

On the indoor units, service and maintenance expense is reduced due to the permanent easy to clean filters. Also, error codes are displayed on the front panel to alert the user to certain system malfunctions

## **Built-in Reliability**

Ductless system indoor and outdoor units are designed to provide years of trouble-free operation.

Both the indoor and outdoor units are well protected. Whenever the microprocessor detects abnormal conditions, the unit stops and an error code appears.

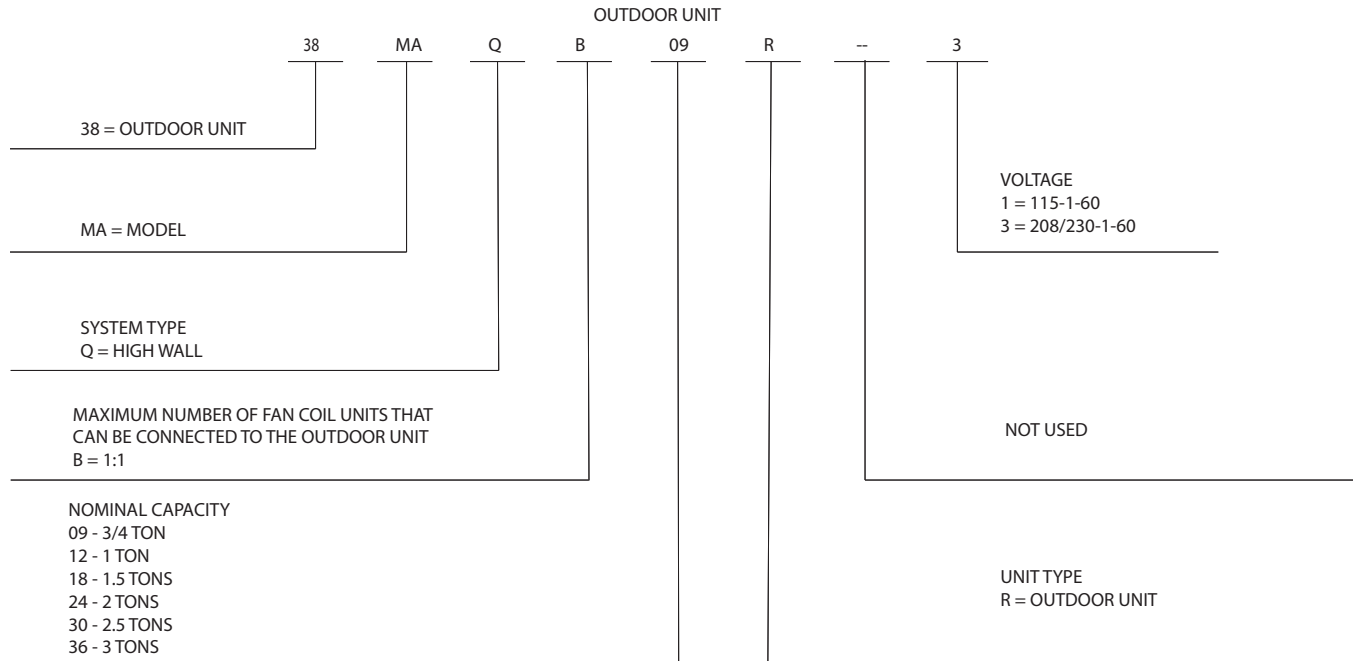
Inverter systems provide additional reliability due to the soft start.

This refers to the ability of the inverter to start the compressor motor using reduced voltage and reduced current. This feature is beneficial from an electrical standpoint (eliminates current spikes) as well as an overall reliability standpoint due to reduced stress on all associated system components.

## **Agency Listings**

All systems are listed with AHRI (Air conditioning, Heating, and Refrigeration Institute) and are ETL certified per UL 1995 standard.

# MODEL NUMBER NOMENCLATURE



Use of the AHRI Certified TM Mark indicates a manufacturer's participation in the program. For verification of certification for individual products, go to [www.ahridirectory.org](http://www.ahridirectory.org).



# STANDARD FEATURES AND ACCESSORIES

<b>Ease Of Installation</b>	
Low Voltage Controls	S
<b>Comfort Features</b>	
Microprocessor Controls	S
Auto Restart Function	S
Auto Changeover	S
<b>Energy Saving Features</b>	
Inverter Driven Compressor	S
46° F Heating Mode (Heating Setback)	S
<b>Safety And Reliability</b>	
3 Minute Time Delay For Compressor	S
High Compressor Discharge Temperature	S
Low Voltage Protection	S
Compressor Overload Protection	S
Compressor Over Current Protection	S
IPM Module Protection	S
Condenser High Temp Protection in Cooling Mode	S
Aluminum Golden Hydrophilic pre-coated fins	S
<b>Ease Of Service And Maintenance</b>	
Diagnostics	S
Liquid Line Pressure Taps	S
<b>Application Flexibility</b>	
Crankcase Heater	S
Base pan Heater	S

## Outdoor Units

### Crankcase Unit

The crankcase heater is standard on all unit sizes. Heater clamps must be placed around the compressor oil stump.

### Base pan Heater

The base pan heater is standard on all unit sizes.

## Legend

S - Standard

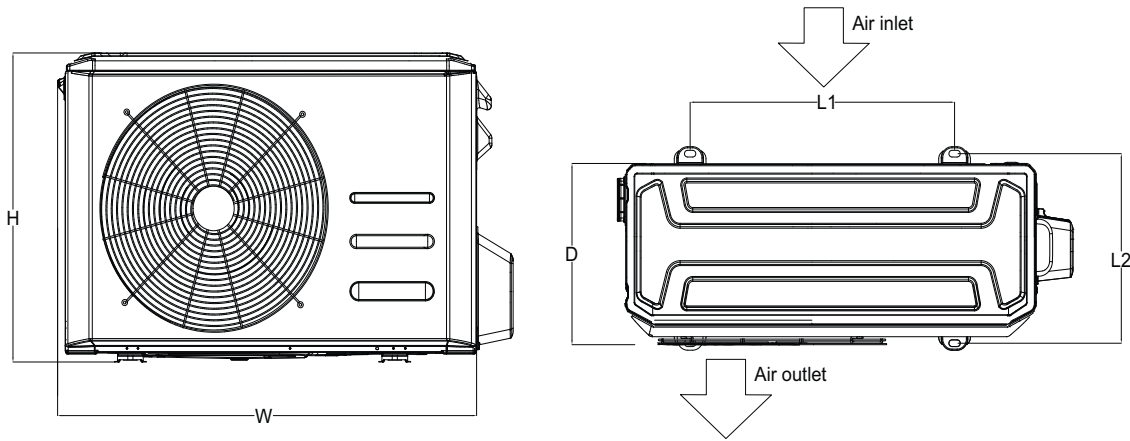
A - Accessory

## Accessories

Outdoor Unit Model Number	Base Pan Base Rubber Plugs RCD Part No.	Quantity per Unit
38MAQB12R--1 38MAQB09R--3 38MAQB12R--3	12600801A00077	13
38MAQB18R--3	12600801A00077	25
38MAQB24R--3 38MAQB30R--3 38MAQB36R--3	12600801A00117	5

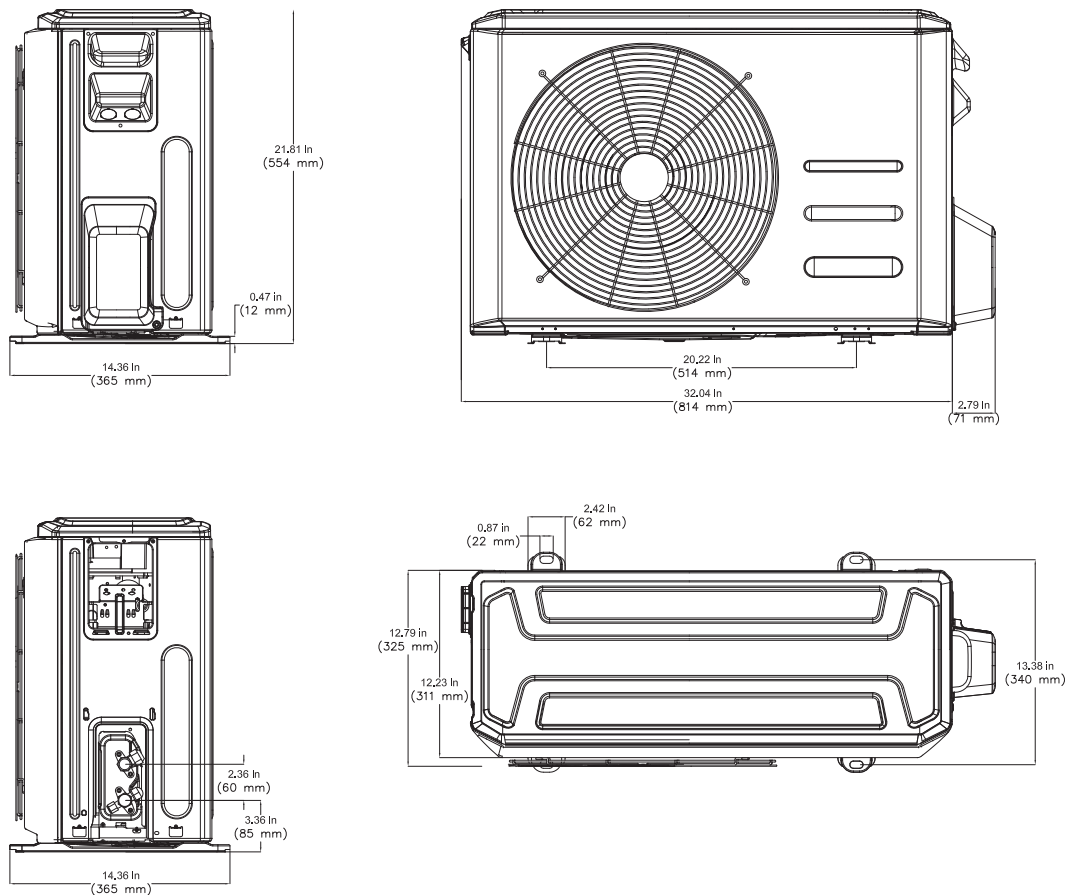
**NOTE: The base pan is built in with multiple holes for proper draining during the defrost process. For applications where it is required to seal these holes, and re-direct the condensate drain, rubber plugs are available through RCD.**

# DIMENSIONS



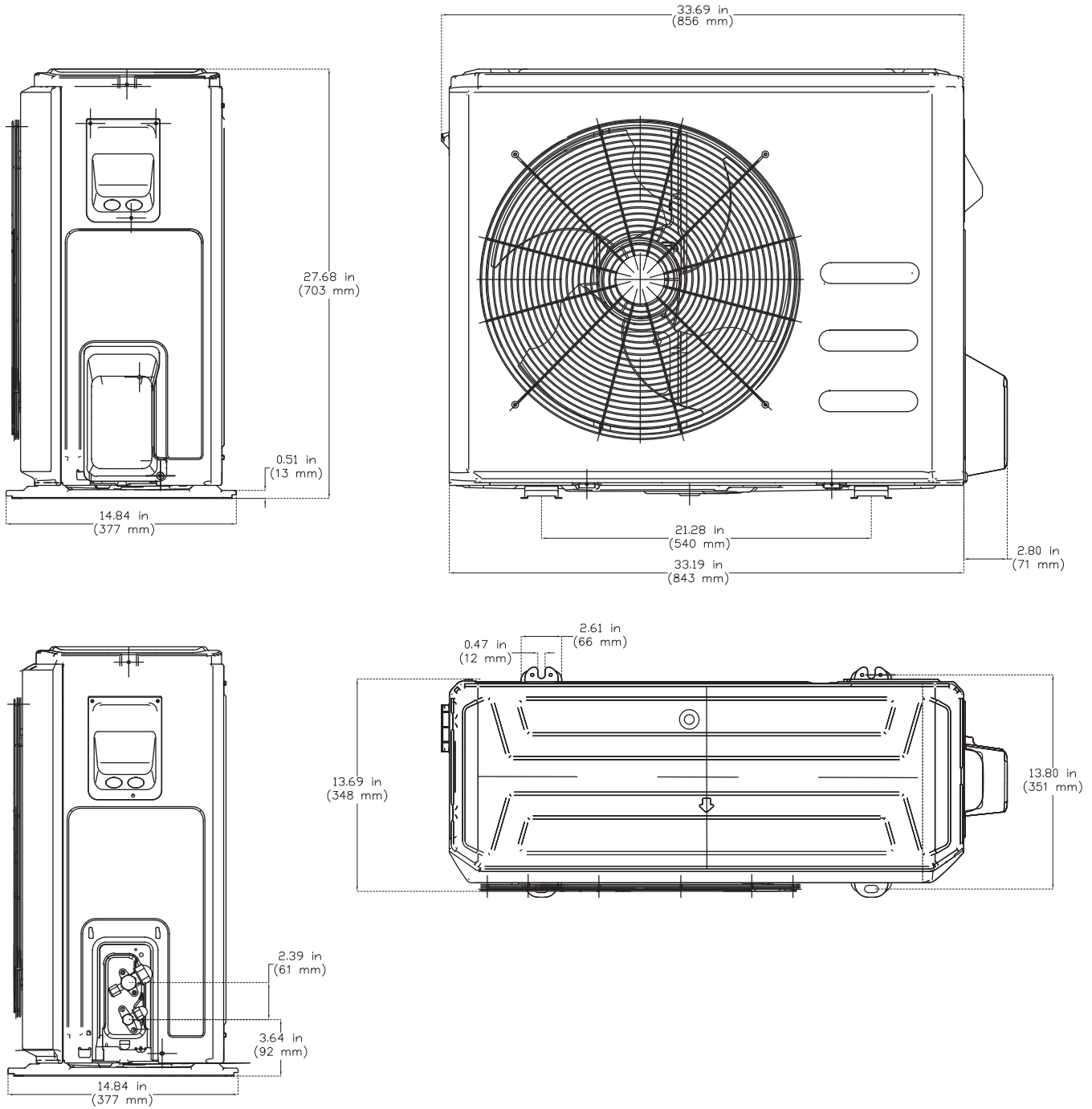
**Fig. 2 — Outdoor Unit**

UNIT SIZES		12K	9K	12K	18K	24K	30K	36K
VOLTAGES		115V	208/230V	208/230V	208/230V	208/230V	208/230V	208/230V
<b>HEIGHT (H)</b>	<b>IN (MM)</b>	21.81 (554)	21.81 (554)	21.81 (554)	27.63 (702)	31.89 (810)	31.89 (810)	31.89 (810)
<b>WIDTH (W)</b>	<b>IN (MM)</b>	32.09 (815)	32.09 (815)	32.09 (815)	33.66 (855)	37.24 (946)	37.24 (946)	37.24 (946)
<b>DEPTH (D)</b>	<b>IN (MM)</b>	13.11 (333)	13.11 (333)	13.11 (333)	14.17 (360)	16.14 (410)	16.14 (410)	16.14 (410)
<b>L1</b>	<b>IN (MM)</b>	20.24 (514)	20.24 (514)	20.24 (514)	21.26 (540)	26.50 (673)	26.50 (673)	26.50 (673)
<b>L2</b>	<b>IN (MM)</b>	13.39 (340)	13.39 (340)	13.39 (340)	13.78 (350)	15.87 (403)	15.87 (403)	15.87 (403)
<b>OPERATING WEIGHT</b>	<b>LBS (KG)</b>	82.9 (37.6)	91.5 (41.5)	91.5 (41.5)	118.2 (53.6)	145.5 (66)	139.8 (63.4)	147.3 (66.8)



**Fig. 3 — Sizes 09K-12K**

# DIMENSIONS (CONT)



**Fig. 4 —Size 18K**

# DIMENSIONS (CONT)

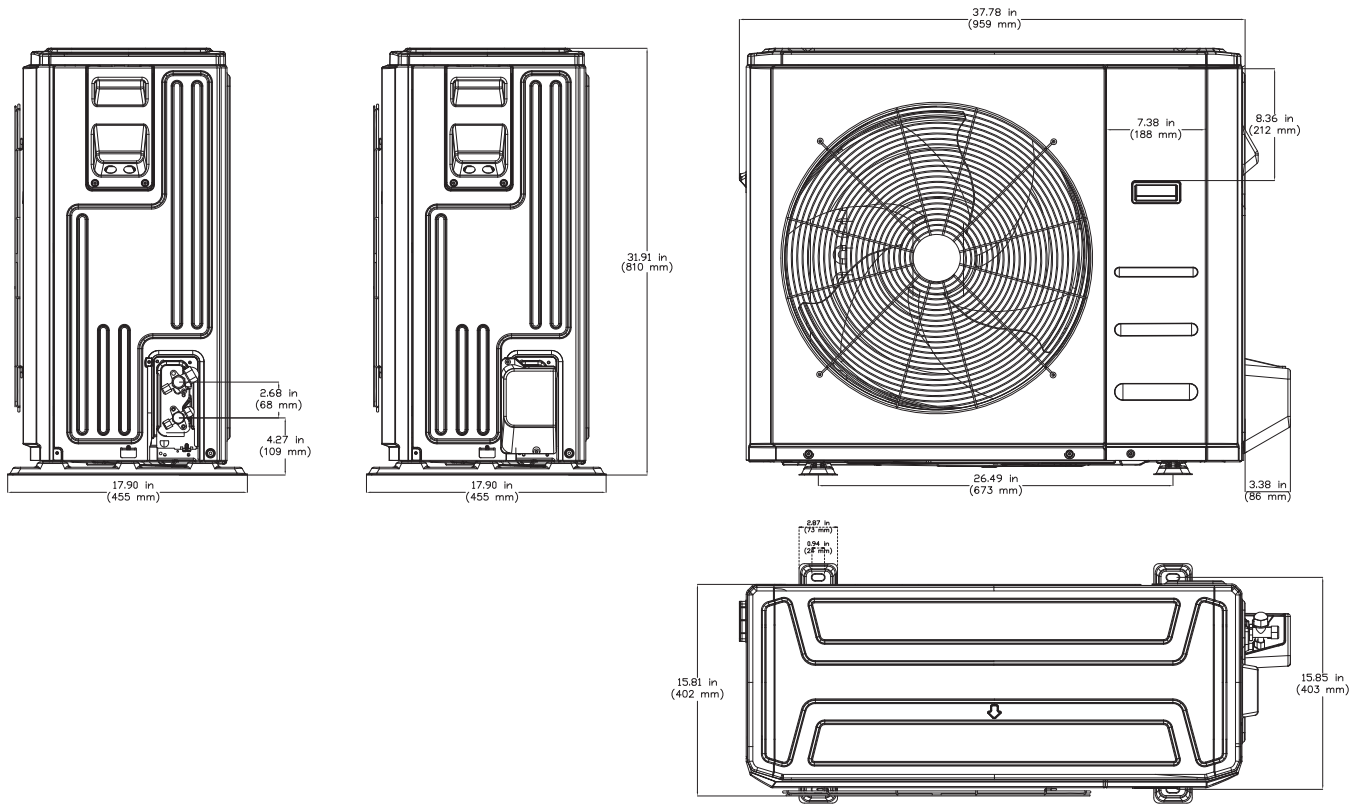
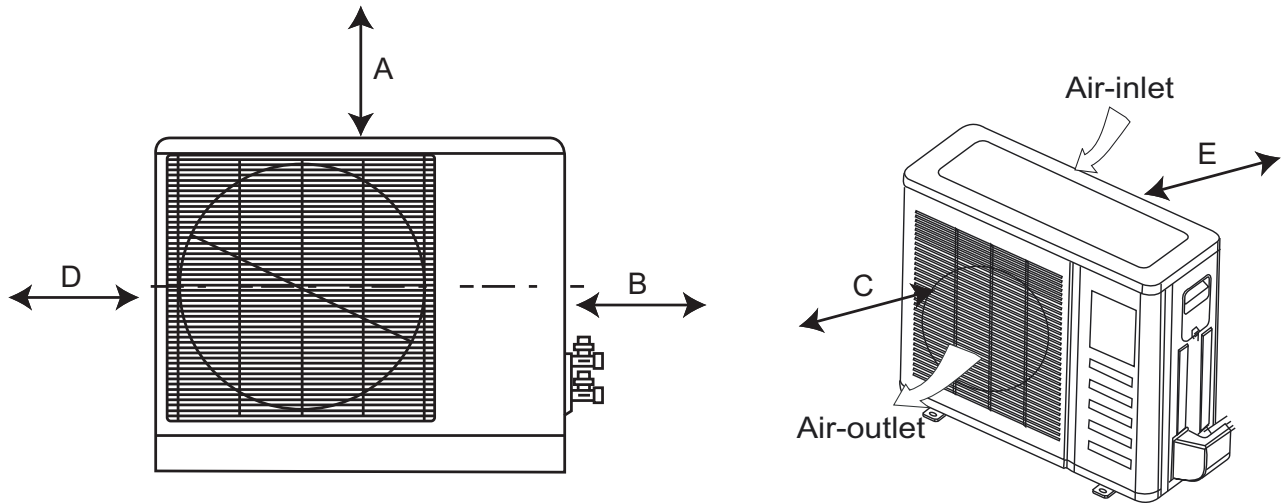


Fig. 5 — Sizes 24K, 30K, and 36K

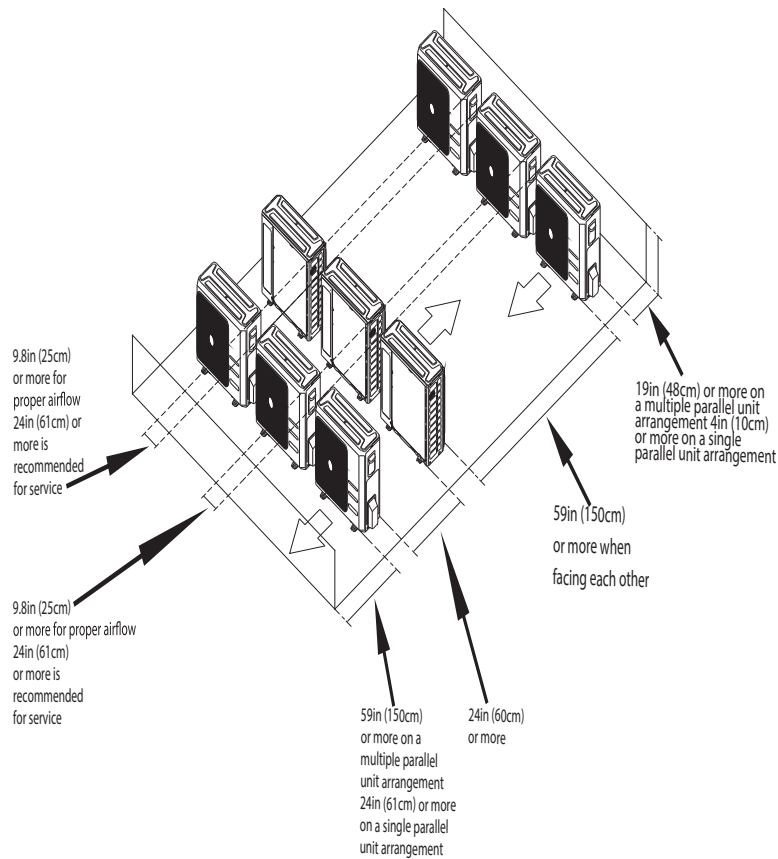
# CLEARANCES



**Fig. 6 — Clearances**

UNIT	MINIMUM VALUE IN. (MM)
A	24 (609)
B	24 (609)
C	24 (609)
D	4 (101)
E	4 (101)

**NOTE: The outdoor unit must be mounted at least 2in (50mm) above the maximum anticipated snow depth.**



**Fig. 7 — Clearances for multiple units**



# SPECIFICATIONS

HEAT PUMP									
SYSTEM	SIZE		12K	9K	12K	18K	24K	30K	36K
	Outdoor Model		38MAQB12R--1	38MAQB09R--3	38MAQB12R--3	38MAQB18R--3	38MAQB24R--3	38MAQB30R--3	38MAQB36R--3
ELECTRICAL	Voltage, Phase, Cycle	V/Ph/Hz	115-1-60	208/230-1-60	208/230-1-60	208/230-1-60	208/230-1-60	208/230-1-60	208/230-1-60
	MCA	A.	15	9	9	18	20	20	25
	MOCP - Fuse Rating	A.	20	15	15	25	30	30	35
OPERATING RANGE	Cooling Outdoor DB Min - Max	°F (°C)	-13~122 (-25~50)	-13~122 (-25~50)	-13~122 (-25~50)	-13~122 (-25~50)	-13~122 (-25~50)	-13~122 (-25~50)	-13~122 (-25~50)
	Heating Outdoor DB Min - Max	°F (°C)	-13~86 (-25~30)	-22~86 (-30~30)	-22~86 (-30~30)	-22~86 (-30~30)	-22~86 (-30~30)	-13~86 (-25~30)	-13~86 (-25~30)
PIPING	Total Piping Length	ft (m)	82 (25)	82 (25)	82 (25)	98 (30)	164 (50)	164 (50)	164 (50)
	Piping Lift*	ft (m)	32 (10)	32 (10)	32 (10)	65 (20)	65 (20)	82 (25)	82 (25)
	Pipe Connection Size - Liquid	in (mm)	1/4 (6.35)	1/4 (6.35)	1/4 (6.35)	1/4 (6.35)	3/8 (9.52)	3/8 (9.52)	3/8 (9.52)
	Pipe Connection Size - Suction	in (mm)	1/2 (12.7)	3/8 (9.52)	1/2 (12.7)	1/2 (12.7)	5/8 (16)	5/8 (16)	5/8 (16)
REFRIGERANT	Type		R410A	R410A	R410A	R410A	R410A	R410A	R410A
	Charge	lbs (kg)	2.76 (1.25)	3.31 (1.5)	3.31 (1.5)	4.30 (1.95)	5.73 (2.60)	6.06 (2.75)	7.50 (3.40)
	Metering Device		EEV	EEV	EEV	EEV	EEV	EEV	EEV
OUTDOOR COIL	Face Area	Sq. Ft.	4.5	4.5	4.5	5.2	8.0	8.0	8.0
	No. Rows		2	2	2	2	2	3	3
	Fins per inch		20	18	18	18	20	18	18
	Circuits		4	4	4	4	4	6	6
COMPRESSOR	Type		Rotary Inverter	Rotary Inverter	Rotary Inverter	Rotary Inverter	Rotary Inverter	Rotary Inverter	Rotary Inverter
	Model		ASM98D32UFZ	ATM115D43UFZ 2	ATM115D43UFZ 2	ATF235D22UMT	ATF235D22UMT	ATF250D22UMT	ATF250D22UMT
	Oil Type		VG74	VG74	VG74	VG74	VG74	VG74	VG74
	Oil Charge	Fl. Oz.	13.0	17.6	17.6	23.6	23.6	23.6	23.6
	Rated Current	RLA	9.0	5.3	5.7	12.3	14.0	15.0	17.0
OUTDOOR	Unit Width	in (mm)	32.09 (815)	32.09 (815)	32.09 (815)	33.66 (855)	37.24 (946)	37.24 (946)	37.24 (946)
	Unit Height	in (mm)	21.81 (554)	21.81 (554)	21.81 (554)	27.63 (702)	31.89 (810)	31.89 (810)	31.89 (810)
	Unit Depth	in (mm)	13.11 (333)	13.11 (333)	13.11 (333)	14.17 (360)	16.14 (410)	16.14 (410)	16.14 (410)
	Net Weight	lbs (kg)	82.9 (37.6)	91.5 (41.5)	91.5 (41.5)	118.2 (53.6)	145.5 (66)	139.8 (63.4)	147.3 (66.8)
	Airflow	CPM	1,200	1,200	1,200	1,390	2,130	2,130	2,130
	Sound Pressure	db(A)	52.5	55.5	56.0	57.5	60.5	60.5	60.5

\* Condensing unit above or below the indoor unit

# COMPATIBILITY

INDOOR UNIT		OUTDOOR UNIT						
		38MAQB12R--1	38MAQB09R--3	38MAQB12R--3	38MAQB18R--3	38MAQB24R--3	38MAQB30R--3	38MAQB36R--3
High Wall	DHMSHAQ12XA1	●						
	DHMSHAQ09XA3		●					
	DHMSHAQ12XA3			●				
	DHMSHAQ18XA3				●			
	DHMSHAQ24XA3					●		
	DHMSHAQ30XA3						●	
	DHMSHAQ36XA3							●
Cassette	40MBCQ09--3		●					
	40MBCQ12--3			●				
	40MBCQ18--3				●			
	40MBCQ24--3					●		
	40MBCQ36--3							
	40MBCQ48--3							
Ducted	40MBDQ09--3		●					
	40MBDQ12--3			●				
	40MBDQ18--3				●			
	40MBDQ24--3					●		
	40MBDQ36--3							
	40MBDQ48--3							
	40MBDQ58--3							
Console	40MBFQ12--3			●				
	40MBFQ18--3				●			
	40MBFQ24--3					●		
	40MBFQ36--3							
	40MBFQ48--3							
	40MBFQ58--3							
Vertical Fan Coil	FMA4X1800AL1			●	●			
	FMA4X2400AL1					●		
	FMA4X3000AL1						●	
	FMA4X3600AL1							●
Horizontal Fan Coil	FM(C,U)4Z1800AL1			●	●			
	FM(C,U)4Z2400AL1					●		
	FM(C,U)4Z3000AL1						●	
	FM(C,U)4Z3600AL1							●

**NOTES:**

The ducted units sizes 36 and 48, compatible only with the 38MBQ/38MBR outdoor units. Backward compatible with 40MBQB\*C Cassette, 40MBQB\*D Ducted, 40MBQB\*F Floor Console Systems.

# PERFORMANCE

## High Wall

High Wall	INDOOR MODEL		DHMSHAQ12XA1	DHMSHAQ09XA3	DHMSHAQ12XA3	DHMSHAQ18XA3	DHMSHAQ24XA3	DHMSHAQ30XA3	DHMSHAQ36XA3
	Energy Star		YES	YES	YES	YES	YES	NO	NO
	Cooling System Tons		1.0	0.8	1.0	1.4	2.0	2.5	3.0
	Cooling Rated Capacity	Btu/h	12,000	9,000	12,000	18,000	24,000	30,000	36,000
	Cooling Cap. Range Min-Max	Btu/h	4,000~13,000	3,500~13,000	4,000~13,800	4,500~18,800	5,500~24,500	8,000~30,500	8,000~36,200
	SEER		22.0	25.0	22.5	20.0	20.5	19.8	16.0
	EER		13	14.5	13	12.5	13	11.5	8.6
	Heating Rated	Btu/h	12,000	10,900	12,000	18,000	24,000	30,000	36,000
	Heating Maximum Capacity (17°F)	Btu/h	7,600	10,900	12,000	18,000	24,000	18,500	21,000
	Heating Maximum Capacity (5°F)	Btu/h	6,490	10,900	12,000	18,000	24,000	16,380	16,380
	Heating Cap. Range Min-Max	Btu/h	5,000~13,500	4,500~14,500	5,000~15,500	5,500~24,000	6,000~32,000	9,000~34,000	9,000~37,000
	HSPF		10.2	11.2	12.0	10.3	11.5	9.4	8.5
	COP (47°F)	W/W	3.40	3.80	3.56	3.14	3.10	2.60	2.56
	COP (17°F)	W/W	2.60	2.74	2.64	2.64	2.64	2.16	2.12
COP (5°F)	W/W	1.94	1.98	1.98	1.63	1.77	2.20	1.50	

## Cassette

Cassette	INDOOR MODEL		40MBCQ09---3	40MBCQ12---3	40MBCQ18---3	40MBCQ24---3
	Energy Star		YES	YES	YES	NO
	Cooling System Tons		0.8	1.0	1.3	2.0
	Cooling Rated Capacity	Btu/h	9,000	12,000	16,000	24,000
	Cooling Cap. Range Min - Max	Btu/h	3,500~11,000	4,000~13,000	4,500~18,000	8,500~26,500
	SEER		20.0	19.5	20.0	20.0
	EER		13.0	12.5	12.5	11.0
	Heating Maximum Capacity (17°F)	Btu/h	9,000	12,000	18,000	24,000
	Heating Maximum Capacity (5°F)	Btu/h	9,000	12,000	18,000	24,000
	Heating Cap. Range Min - Max	Btu/h	4,500~11,500	5,000~13,500	5,500~19,000	13,200~32,000
	HSPF		10.8	10.6	10.5	11.5
	COP (47°F)	W/W	3.30	3.67	3.43	3.46
	COP (17°F)	W/W	2.37	2.40	2.55	2.73
	COP (5°F)	W/W	1.62	1.62	1.75	1.88

## Ducted

Ducted	INDOOR MODEL		40MBDQ09---3	40MBDQ12---3	40MBDQ18---3	40MBDQ24---3
	Energy Star		YES	YES	YES	YES
	Cooling System Tons		0.75	1.0	1.4	2.0
	Cooling Rated Capacity	Btu/h	9,000	12,000	16,500	24,000
	Cooling Cap. Range Min - Max	Btu/h	3,500~12,000	4,000~12,900	4,500~18,000	5,500~24,500
	SEER		23.0	20.5	19.6	20.5
	EER		13.5	12.5	12.5	12.5
	Heating Rated Capacity (47°F)	Btu/h	10,000	12,000	19,000	24,000
	Heating Rated Capacity (17°F)	Btu/h	7,200	8,500	13,400	17,200
	Heating Maximum Capacity (17°F)	Btu/h	10,000	13,000	20,200	25,400
	Heating Maximum Capacity (5°F)	Btu/h	10,000	12,000	19,000	24,000
	Heating Cap. Range Min - Max	Btu/h	4,000~15,000	4,500~15,700	5,500~19,000	6,000~26,000
	HSPF		12.0	11.0	11.0	12.5
	COP (47°F)	W/W	3.60	3.30	2.93	3.82
COP (17°F)	W/W	2.92	2.36	2.71	2.56	
COP (5°F)	W/W	1.91	1.79	1.75	1.83	

**NOTE: For information on sizes 36 to 58, refer to the 38MBQ or 38MBR product data document.**

# PERFORMANCE (CONT)

## Console

Console	INDOOR MODEL		40MBFQ09--3	40MBFQ12--3	40MBFQ18---3	40MBFQ24---3
	Energy Star		YES	YES	YES	NO
	Cooling System Tons		0.7	1.0	1.4	2.0
	Cooling Rated Capacity	Btu/h	8,500	12,000	17,000	24,000
	Cooling Cap. Range Min - Max	Btu/h	3,500~11,000	4,000~13,000	6,830~19,800	8,000~28,150
	SEER		20.0	19.4	19.9	20.0
	EER		12.5	12.5	12.5	11.5
	Heating Maximum Capacity (17°F)	Btu/h	9,000	12,000	21,500	26,600
	Heating Maximum Capacity (5°F)	Btu/h	9,000	12,000	21,300	26,560
	Heating Cap. Range Min - Max	Btu/h	4,500~11,500	5,000~13,500	12,900~29,000	20,500~36,750
	HSPF		11.6	10.5	10.6	11.5
	COP (47°F)	W/W	3.34	3.17	3.48	3.52
	COP (17°F)	W/W	2.5	2.49	2.38	2.82
COP (5°F)	W/W	1.49	1.49	1.66	1.69	

## Vertical Fan Coil

Vertical Fan Coil	INDOOR MODEL		FMA4X1800AL1	FMA4X1800AL1	FMA4X2400AL1	FMA4X3000AL1	FMA4X3600AL1
	Energy Star		NO	NO	NO	NO	NO
	Cooling System Tons		1.0	1.4	1.9	2.4	2.8
	Cooling Rated Capacity	Btu/h	11,800	17,200	23,000	29,200	34,000
	Cooling Cap. Range Min - Max	Btu/h	6,400~17,000	8500~28,000	7,900~36,500	10,000~38,500	10,500~43,500
	SEER		17.6	15.5	14.5	16.5	14.5
	EER		12.25	10.9	11	11.3	9
	Heating Rated Capacity (47°F)	Btu/h	12,200	17,800	24,000	30,200	37,000
	Heating Rated Capacity (17°F)	Btu/h	7,600	10,800	15,800	21,200	22,200
	Heating Maximum Capacity (17°F)	Btu/h	14,100	23,100	28,900	25,200	20,700
	Heating Maximum Capacity (5°F)	Btu/h	9,900	17,800	28,700	22,400	19,900
	Heating Cap. Range Min - Max	Btu/h	4,000~14,800	7,800~23,000	11,600~36,500	10,500~33,500	10,900~36,500
	HSPF		9.7	9.8	9.5	11.0	8.7
	COP (47°F)	W/W	4.10	4.00	3.80	3.00	3.30
COP (17°F)	W/W	2.65	2.50	2.75	2.75	1.75	
COP (5°F)	W/W	2.17	2.10	2.30	2.55	1.98	

## Horizontal Fan Coil

Horizontal Fan Coil	INDOOR MODEL		FM(C,U)4Z1800AL1	FM(C,U)4Z1800AL1	FM(C,U)4Z2400AL1	FM(C,U)4Z3000AL1	FM(C,U)4Z3600AL1
	Energy Star		NO	NO	NO	NO	NO
	Cooling System Tons		1.0	1.5	1.9	2.4	2.9
	Cooling Rated Capacity	Btu/h	11,800	17,600	23,000	28,600	35,000
	Cooling Cap. Range Min - Max	Btu/h	5,000~18,000	7,000~29,000	9,300~37,000	9,600~38,500	8,700~46,000
	SEER		18.4	19.0	20.0	18.0	16.0
	EER		11.6	11	12.2	11.1	9
	Heating Rated Capacity (47°F)	Btu/h	11,800	17,400	23,200	30,000	36,000
	Heating Rated Capacity (17°F)	Btu/h	7,400	12,200	15,000	20,200	19,000
	Heating Maximum Capacity (17°F)	Btu/h	14,000	23,700	28,400	24,400	26,500
	Heating Maximum Capacity (5°F)	Btu/h	9,400	19,500	28,400	21,600	19,000
	Heating Cap. Range Min - Max	Btu/h	4,100~15,500	9,000~24,000	9,300~35,000	9,000~39,000	10,800~36,500
	HSPF		8.2	10.3	11.2	10.8	9.0
	COP (47°F)	W/W	4.36	3.78	3.74	3.33	3.30
	COP (17°F)	W/W	2.86	2.76	2.74	2.58	2.35
	COP (5°F)	W/W	1.96	2.18	2.19	2.40	2.00

# COOLING PERFORMANCE DATA - HIGH WALL

MODEL	COOLING		OUTDOOR CONDITIONS (DB)												
	Indoor Conditions (DB)		TC	--13°F (-25°C)	--4°F (-20°C)	0°F (-17°C)	5°F (-15°C)	17°F (-8°C)	47°F (8°C)	77°F (25°C)	86°F (30°C)	95°F (35°C)	104°F (40°C)	113°F (45°C)	122°F (50°C)
	DB	WB													
12 (115V)	69.8°F (21°C)	59°F (15°C)	TC	11.51	11.53	11.62	11.96	11.91	11.75	11.68	11.75	11.42	9.00	7.85	6.68
			SC	8.62	8.61	8.50	8.85	8.64	8.65	8.63	9.05	8.68	7.38	6.42	5.58
			Input	0.62	0.65	0.63	0.65	0.66	0.24	0.38	0.80	1.04	0.87	0.82	0.81
	75.2°F (24°C)	62.6°F (17°C)	TC	12.10	12.12	12.31	12.52	12.14	11.98	11.90	11.84	12.01	9.35	8.32	7.34
			SC	9.14	9.13	9.16	9.34	9.15	8.99	8.96	8.69	8.66	7.62	6.53	5.81
			Input	0.65	0.67	0.67	0.67	0.65	0.80	0.75	0.82	1.25	1.27	0.98	0.94
	80.6°F (27°C)	66.2°F (19°C)	TC	12.67	12.69	12.84	13.04	12.35	12.03	12.05	12.25	12.23	9.69	8.87	7.95
			SC	9.61	9.60	9.61	9.80	9.49	8.38	8.36	8.65	8.63	7.85	6.64	6.04
			Input	0.67	0.69	0.68	0.68	0.63	0.80	0.75	0.82	1.06	0.89	0.85	0.82
	89.6°F (32°C)	73.4°F (23°C)	TC	13.85	13.87	13.97	14.08	13.34	15.24	14.52	13.45	12.43	9.89	9.07	8.15
			SC	9.87	9.86	9.87	9.95	9.75	10.28	10.12	9.56	8.84	8.06	6.85	6.25
			Input	0.71	0.73	0.72	0.70	1.95	1.02	1.04	0.97	1.30	1.34	0.92	0.85
09 (208-230V)	69.8°F (21°C)	59°F (15°C)	TC	10.75	10.77	11.74	11.71	11.05	9.10	12.36	12.58	11.57	9.37	8.95	7.76
			SC	8.11	8.10	8.65	8.50	8.01	7.41	10.51	10.69	9.83	7.96	7.61	6.60
			Input	0.61	0.64	0.60	0.58	0.66	0.90	0.72	0.93	1.21	1.04	0.95	0.90
	75.2°F (24°C)	62.6°F (17°C)	TC	12.61	12.63	12.44	12.37	11.93	12.52	12.82	13.04	12.03	9.83	9.41	8.22
			SC	9.36	9.35	9.46	9.18	8.97	8.99	10.90	11.08	10.23	8.36	8.00	6.99
			Input	0.55	0.57	0.63	0.62	0.70	1.02	0.93	1.14	1.42	1.25	1.16	1.11
	80.6°F (27°C)	66.2°F (19°C)	TC	12.90	12.92	12.68	12.74	12.80	12.88	13.34	13.45	13.26	11.70	10.32	9.02
			SC	9.71	9.70	9.56	9.52	9.24	8.32	11.34	11.43	12.25	9.95	8.77	7.67
			Input	0.57	0.59	0.64	0.63	0.72	0.92	1.14	1.35	1.63	1.46	1.37	1.32
	89.6°F (32°C)	73.4°F (23°C)	TC	12.71	12.73	13.89	13.49	12.64	10.58	13.84	13.95	14.91	12.20	10.82	9.52
			SC	9.82	9.81	9.86	9.62	9.28	8.74	11.76	11.86	12.67	10.37	9.20	8.09
			Input	0.63	0.65	0.63	0.67	0.73	1.01	1.35	1.56	1.84	1.67	1.58	1.53
12 (208-230V)	69.8°F (21°C)	59°F (15°C)	TC	10.77	10.79	11.78	11.77	11.13	9.13	12.36	12.58	11.57	9.37	8.95	7.76
			SC	8.16	8.15	8.70	8.56	8.25	7.47	10.51	10.69	9.83	7.96	7.61	6.60
			Input	0.61	0.64	0.60	0.58	0.66	0.90	0.95	0.93	1.21	1.04	0.95	0.90
	75.2°F (24°C)	62.6°F (17°C)	TC	12.61	12.63	12.44	12.37	11.93	9.71	12.82	13.04	12.03	9.83	9.41	8.22
			SC	9.36	9.35	9.46	9.18	8.97	8.12	10.90	11.08	10.23	8.36	8.00	6.99
			Input	0.55	0.57	0.63	0.62	0.70	0.94	0.93	1.14	1.42	1.25	1.16	1.11
	80.6°F (27°C)	66.2°F (19°C)	TC	12.90	12.92	12.68	12.74	12.13	12.43	13.34	13.45	13.21	11.70	10.32	9.02
			SC	9.71	9.70	9.56	9.52	9.24	9.56	11.34	11.43	12.25	9.95	8.77	7.67
			Input	0.57	0.59	0.64	0.63	0.72	0.92	1.14	1.35	1.63	1.46	1.37	1.32
	89.6°F (32°C)	73.4°F (23°C)	TC	12.71	12.73	13.89	13.49	12.64	10.58	13.84	13.95	13.82	12.20	10.82	9.52
			SC	9.82	9.81	9.86	9.62	9.28	8.74	11.76	11.86	12.67	10.37	9.20	8.09
			Input	0.63	0.65	0.63	0.67	0.73	1.01	1.35	1.56	1.84	1.67	1.58	1.53
18 (208-230V)	69.8°F (21°C)	59°F (15°C)	TC	16.74	16.76	16.44	16.39	17.02	14.38	16.08	17.64	17.46	15.75	13.02	9.65
			SC	12.94	12.93	12.77	12.75	12.96	11.71	14.15	15.52	15.36	13.86	11.46	8.49
			Input	0.95	0.98	0.97	0.97	0.95	0.61	1.49	1.79	1.90	1.86	1.60	1.30
	75.2°F (24°C)	62.6°F (17°C)	TC	17.56	17.58	17.47	17.33	17.70	15.14	17.33	18.89	18.71	17.00	14.27	10.90
			SC	13.73	13.72	13.65	13.57	13.69	12.53	15.25	16.62	16.46	14.96	12.56	9.59
			Input	0.97	0.99	0.97	0.98	0.96	0.62	1.48	1.78	1.89	1.85	1.59	1.29
	80.6°F (27°C)	66.2°F (19°C)	TC	18.62	18.64	18.63	18.40	18.56	18.52	18.58	19.52	19.96	18.25	15.52	12.15
			SC	14.47	14.46	14.41	14.37	14.26	14.65	16.54	17.92	17.76	16.24	13.81	10.81
			Input	0.93	0.95	0.98	1.00	0.79	1.03	1.51	1.81	1.92	1.88	1.62	1.32
	89.6°F (32°C)	73.4°F (23°C)	TC	24.58	24.60	25.29	24.77	24.74	16.37	18.79	20.35	20.17	18.46	15.73	12.36
			SC	16.59	16.58	16.68	16.45	16.41	13.36	16.72	18.11	17.95	16.43	14.00	11.00
			Input	0.63	0.65	0.68	0.71	0.83	0.60	1.55	1.85	1.96	1.92	1.66	1.36
24 (208-230V)	69.8°F (21°C)	59°F (15°C)	TC	24.05	24.07	24.13	23.93	24.00	26.01	23.58	23.21	25.86	18.72	16.25	15.32
			SC	17.75	17.74	17.76	17.75	17.80	18.84	17.69	17.41	19.40	14.04	12.19	11.49
			Input	1.86	1.89	1.93	1.95	2.00	1.71	1.95	2.38	2.56	2.20	2.10	1.87
	75.2°F (24°C)	62.6°F (17°C)	TC	24.54	24.56	24.65	24.42	24.39	27.73	25.79	25.42	28.07	20.93	18.46	17.53
			SC	18.37	18.36	18.43	18.37	18.39	19.91	15.25	15.71	15.59	14.33	10.13	8.88
			Input	1.78	1.80	1.82	1.83	1.79	1.80	1.98	2.41	2.59	2.23	2.13	1.90
	80.6°F (27°C)	66.2°F (19°C)	TC	25.32	25.34	24.99	25.45	25.66	29.87	29.10	28.40	24.00	22.40	16.98	16.02
			SC	19.06	19.05	18.98	19.21	19.32	21.12	21.83	21.30	18.00	16.80	12.74	12.02
			Input	1.75	1.78	1.71	1.86	1.82	1.91	2.01	2.44	2.62	2.26	2.16	1.93
	89.6°F (32°C)	73.4°F (23°C)	TC	27.54	27.56	28.00	27.93	27.84	33.80	31.50	30.80	26.40	24.80	17.22	16.26
			SC	19.41	19.40	19.55	19.54	19.58	21.79	23.63	23.10	19.80	18.60	12.92	12.20
			Input	1.76	1.78	1.80	1.83	1.77	2.11	2.05	2.48	2.66	2.30	2.20	1.97

## COOLING PERFORMANCE DATA - HIGH WALL (CONT)

Model	COOLING		OUTDOOR CONDITIONS (DB)												
	Indoor Conditions (DB)			-13°F (-25°C)	-4°F (-20°C)	0°F (-17°C)	5°F (-15°C)	17°F (-8°C)	47°F (8°C)	77°F (25°C)	86°F (30°C)	95°F (35°C)	104°F (40°C)	113°F (45°C)	122°F (50°C)
30 (208-230V)	DB	WB													
	30 (208-230V)	69.8°F (21°C)	59°F (15°C)	TC	28.67	28.69	28.12	28.90	28.80	27.56	26.54	31.04	30.03	23.54	18.22
SC				19.48	19.47	19.29	19.74	19.64	18.89	18.84	22.04	21.32	16.71	12.94	10.68
Input				0.79	0.82	0.90	1.11	1.16	0.83	1.39	1.90	2.25	2.20	2.10	1.87
75.2°F (24°C)		62.6°F (17°C)	TC	30.63	30.65	29.99	31.10	31.16	27.95	26.50	31.00	29.99	23.50	18.18	15.00
			SC	20.75	20.74	20.64	21.16	21.15	19.52	18.82	22.01	21.29	16.69	12.91	10.65
			Input	0.86	0.88	0.96	1.21	1.21	0.94	1.42	1.93	2.28	2.23	2.13	1.90
80.6°F (27°C)		66.2°F (19°C)	TC	32.02	32.04	31.51	32.77	32.49	28.53	27.56	27.54	25.56	23.52	18.20	15.02
			SC	21.48	21.47	21.41	22.01	21.83	18.56	18.30	18.96	19.52	16.23	12.56	10.36
			Input	0.88	0.91	1.01	1.27	1.26	0.92	1.45	1.96	2.31	2.26	2.16	1.93
89.6°F (32°C)		73.4°F (23°C)	TC	35.71	35.73	34.77	35.63	33.77	31.52	30.86	30.95	29.94	23.45	18.13	14.95
			SC	21.96	21.95	21.69	22.09	21.28	21.56	21.95	21.97	21.26	16.65	12.87	10.61
			Input	0.96	0.98	1.08	1.40	1.25	0.96	1.52	2.03	2.38	2.33	2.23	2.00
36 (208-230V)	69.8°F (21°C)	59°F (15°C)	TC	27.85	27.87	27.06	27.85	27.99	30.23	32.52	37.29	36.06	28.30	20.56	15.57
			SC	19.50	19.49	19.02	19.53	19.52	22.23	23.56	26.48	25.60	20.09	14.60	11.05
			Input	0.79	0.82	0.91	1.22	1.20	2.45	2.88	3.12	3.99	2.30	2.19	2.09
	75.2°F (24°C)	62.6°F (17°C)	TC	29.27	29.29	28.81	29.37	29.82	31.23	33.52	37.25	36.02	28.26	20.52	15.53
			SC	20.96	20.95	20.42	20.74	20.90	21.03	22.32	26.45	25.57	20.06	14.57	11.03
			Input	0.87	0.89	0.98	1.31	1.27	2.46	2.91	3.15	4.02	2.33	2.22	2.12
	80.6°F (27°C)	66.2°F (19°C)	TC	30.90	30.92	30.31	30.78	31.02	31.56	33.68	37.27	36.04	28.28	20.54	15.55
			SC	21.73	21.72	21.33	21.62	21.84	21.52	22.42	25.72	24.87	19.51	14.17	10.73
			Input	0.91	0.93	1.03	1.38	1.32	2.51	2.94	3.18	4.05	2.36	2.25	2.15
	89.6°F (32°C)	73.4°F (23°C)	TC	34.08	34.10	34.04	34.62	34.75	35.26	36.21	37.24	36.01	28.25	20.51	15.52
			SC	22.05	22.04	22.03	22.25	22.26	23.56	25.32	26.44	25.57	20.06	14.56	11.02
			Input	1.04	1.06	1.54	1.45	1.44	2.56	3.01	3.25	4.12	2.43	2.32	2.22

**LEGEND**

DB - Dry Bulb  
 WB - Wet Bulb  
 TC - Total Net Capacity (1000 Btu/hour)  
 SC - Sensible Capacity (1000 Btu/hour)  
 Input - Total Power (kW)

# HEATING PERFORMANCE DATA - HIGH WALL

Model	HEATING			OUTDOOR CONDITIONS (DB)											
	Indoor Conditions DB			-22°F (-30°C)	-13°F (-25°C)	-4°F (-20°C)	0°F (-17°C)	5°F (-15°C)	17°F (-8°C)	19.4°F (-7°C)	24.8°F (-4°C)	32°F (0°C)	39.2°F (4°C)	44.6°F (7°C)	53.6°F (12°C)
12 (115V)	59°F (15°C)	TC		5.02	5.32	5.62	5.75	8.90	9.54	10.40	11.32	12.42	12.72	12.72	11.78
		Input		0.75	0.78	0.81	0.83	0.98	1.00	1.02	1.10	1.05	1.01	1.01	0.79
		COP		1.96	2.00	2.03	2.03	2.66	2.80	2.99	3.02	3.47	3.69	4.37	4.37
	64.4°F (18°C)	TC		5.02	5.28	5.72	6.14	8.81	9.32	10.32	11.34	12.32	12.65	12.65	12.05
		Input		0.78	0.82	0.85	0.91	1.01	1.27	1.22	1.26	1.40	1.37	1.37	0.83
		COP		1.89	1.89	1.97	1.98	2.56	2.15	2.48	2.64	2.58	2.71	2.71	4.26
	69°F (20.5°C)	TC		3.80	4.20	5.32	6.49	8.43	9.12	10.21	11.32	12.12	12.60	12.60	12.27
		Input		0.81	0.82	0.91	0.98	1.03	1.25	1.19	1.19	1.12	1.10	1.10	0.83
		COP		1.37	1.50	1.71	1.94	2.40	2.14	2.51	2.79	3.17	3.36	3.36	4.33
	71.6°F (22°C)	TC		3.70	4.12	5.21	6.01	8.21	9.02	10.01	11.21	12.01	12.41	12.41	11.14
		Input		0.84	0.88	0.91	1.00	1.05	1.31	1.23	1.21	1.16	1.15	1.15	0.85
		COP		1.29	1.37	1.68	1.76	2.29	2.02	2.39	2.72	3.03	3.16	3.16	3.84
09 (208-230V)	59°F (15°C)	TC	6.01	9.22	10.02	11.20	12.37	15.03	15.26	15.52	14.21	15.29	15.82	15.82	17.32
		Input	1.74	1.75	1.73	1.72	1.71	1.69	1.65	1.58	1.52	1.43	1.32	1.32	1.18
		COP	1.01	1.54	1.70	1.91	2.12	2.61	2.71	2.88	2.74	3.13	3.51	3.51	4.30
	64.4°F (18°C)	TC	5.41	9.12	9.82	11.02	12.19	14.31	14.76	14.89	14.11	14.93	15.40	15.40	16.45
		Input	1.78	1.78	1.74	1.75	1.74	1.72	1.68	1.61	1.55	1.46	1.35	1.35	1.21
		COP	0.89	1.50	1.65	1.85	2.05	2.44	2.57	2.71	2.67	3.00	3.34	3.34	3.98
	69°F (20.5°C)	TC	5.31	9.02	9.65	10.85	12.01	13.58	14.25	14.26	14.01	14.56	14.98	14.98	15.57
		Input	1.86	1.82	1.79	1.78	1.78	1.76	1.72	1.65	1.59	1.50	1.39	1.39	1.25
		COP	0.83	1.45	1.58	1.79	1.98	2.26	2.43	2.53	2.58	2.84	3.16	3.16	3.65
	71.6°F (22°C)	TC	5.22	8.88	9.42	10.65	11.51	13.08	13.75	13.76	13.51	14.06	14.48	14.48	15.07
		Input	1.92	1.91	1.91	1.88	1.87	1.85	1.81	1.74	1.68	1.59	1.48	1.48	1.34
		COP	0.80	1.36	1.45	1.66	1.80	2.07	2.23	2.32	2.36	2.59	2.87	2.87	3.30
12 (208-230V)	59°F (15°C)	TC	6.01	9.22	10.20	11.02	12.37	15.03	15.26	15.52	14.21	15.29	15.82	15.82	17.32
		Input	1.74	1.75	1.73	1.72	1.71	1.69	1.65	1.58	1.52	1.43	1.32	1.32	1.18
		COP	1.01	1.54	1.70	1.91	2.12	2.61	2.71	2.88	2.74	3.13	3.51	3.51	4.30
	64.4°F (18°C)	TC	5.41	9.12	10.02	10.98	12.19	14.31	14.76	14.89	14.11	14.93	15.40	15.40	16.45
		Input	1.78	1.78	1.75	1.76	1.74	1.72	1.68	1.61	1.55	1.46	1.35	1.35	1.21
		COP	0.89	1.50	1.68	1.83	2.05	2.44	2.57	2.71	2.67	3.00	3.34	3.34	3.98
	69°F (20.5°C)	TC	5.31	9.02	9.82	11.81	12.01	13.58	14.25	14.26	14.01	14.56	14.98	14.98	15.57
		Input	1.86	1.82	1.81	1.77	1.78	1.76	1.72	1.65	1.59	1.50	1.39	1.39	1.25
		COP	0.83	1.45	1.59	1.96	1.98	2.26	2.43	2.53	2.58	2.84	3.16	3.16	3.65
	71.6°F (22°C)	TC	5.22	8.88	9.62	11.74	12.00	13.08	13.75	13.76	13.51	14.06	14.48	14.48	15.07
		Input	1.92	1.91	1.90	1.88	1.87	1.85	1.81	1.74	1.68	1.59	1.48	1.48	1.34
		COP	0.80	1.36	1.48	1.83	1.88	2.07	2.23	2.32	2.36	2.59	2.87	2.87	3.30
18 (208-230V)	59°F (15°C)	TC	11.99	16.82	17.26	18.02	18.82	23.32	23.55	23.71	23.91	24.14	24.32	24.32	26.88
		Input	2.64	3.11	3.12	3.16	3.18	2.87	2.50	2.44	2.37	2.31	2.21	2.21	2.27
		COP	1.33	1.59	1.62	1.67	1.73	2.38	2.76	2.85	2.96	3.06	3.23	3.23	3.47
	64.4°F (18°C)	TC	12.12	16.67	17.11	17.98	18.67	23.17	23.40	23.56	23.76	23.99	24.17	24.17	26.73
		Input	2.73	3.18	3.22	3.22	3.25	2.94	2.57	2.51	2.44	2.38	2.28	2.28	2.34
		COP	1.30	1.54	1.56	1.64	1.68	2.31	2.67	2.75	2.85	2.95	3.11	3.11	3.35
	69°F (20.5°C)	TC	12.42	16.52	17.01	18.01	18.52	23.02	23.25	23.41	23.61	23.84	24.02	24.02	26.58
		Input	2.71	3.25	3.26	3.28	3.32	3.01	2.64	2.58	2.51	2.45	2.35	2.35	2.41
		COP	1.34	1.49	1.53	1.61	1.63	2.24	2.58	2.66	2.76	2.85	3.00	3.00	3.23
	71.6°F (22°C)	TC	11.19	16.25	16.87	17.98	18.25	22.75	22.98	23.14	23.34	23.57	23.75	23.75	26.31
		Input	2.49	3.28	3.28	3.27	3.35	3.04	2.67	2.61	2.54	2.48	2.38	2.38	2.44
		COP	1.32	1.45	1.51	1.61	1.60	2.19	2.52	2.60	2.69	2.79	2.92	2.92	3.16
24 (208-230V)	59°F (15°C)	TC	15.20	16.66	22.54	24.56	25.24	26.02	26.85	27.56	27.87	28.89	29.79	29.79	31.92
		Input	3.19	3.95	9.94	3.94	4.02	3.89	3.82	3.72	3.72	3.71	3.28	3.28	3.22
		COP	1.40	1.24	0.66	1.83	1.84	1.96	2.06	2.17	2.20	2.28	2.66	2.66	2.91
	64.4°F (18°C)	TC	15.13	16.59	22.32	24.32	24.10	25.78	26.05	26.59	27.58	28.51	29.75	29.75	31.85
		Input	3.35	3.90	3.91	3.93	4.03	3.92	3.76	3.68	3.66	3.60	3.24	3.24	3.17
		COP	1.32	1.25	1.67	1.81	1.75	1.93	2.03	2.12	2.21	2.32	2.69	2.69	2.94
	69°F (20.5°C)	TC	15.05	16.52	21.02	24.00	24.03	25.71	25.98	26.52	27.51	28.44	29.68	29.68	31.78
		Input	3.40	3.85	3.91	3.96	3.98	3.87	3.71	3.63	3.61	3.55	3.19	3.19	3.12
		COP	1.30	1.26	1.58	1.78	1.77	1.95	2.05	2.14	2.23	2.35	2.73	2.73	2.99
	71.6°F (22°C)	TC	13.46	16.65	20.05	24.02	24.16	25.84	26.11	26.65	27.64	28.57	29.81	29.81	31.91
		Input	3.07	3.64	3.68	3.72	3.77	3.66	3.50	3.42	3.40	3.34	2.98	2.98	2.91
		COP	1.29	1.34	1.60	1.89	1.88	2.07	2.19	2.28	2.38	2.51	2.93	2.93	3.21

# HEATING PERFORMANCE DATA - HIGH WALL (CONT)

Model	HEATING		OUTDOOR CONDITIONS (DB)											
	Indoor Conditions DB		-22°F (-30°C)	-13°F (-25°C)	-4°F (-20°C)	0°F (-17°C)	5°F (-15°C)	17°F (-8°C)	19.4°F (-7°C)	24.8°F (-4°C)	32°F (0°C)	39.2°F (4°C)	44.6°F (7°C)	53.6°F (12°C)
30 (208-230V)	59°F (15°C)	TC		16.42	17.02	17.56	18.93	23.16	23.22	23.42	23.56	25.85	27.79	28.60
		Input		2.17	2.19	2.18	2.17	2.24	2.23	2.20	2.21	2.24	2.25	2.00
		COP		2.22	2.28	2.36	2.56	3.03	3.05	3.12	3.12	3.38	3.62	4.19
	64.4°F (18°C)	TC		15.58	16.45	17.02	17.45	20.45	22.52	23.40	23.54	24.52	27.61	27.62
		Input		2.16	2.19	2.14	2.16	2.21	2.23	2.32	2.35	2.35	2.45	2.24
		COP		2.11	2.20	2.33	2.37	2.71	2.96	2.96	2.94	3.06	3.30	3.61
	69°F (20.5°C)	TC		14.32	15.02	15.88	16.38	19.61	21.85	22.98	24.63	26.75	30.08	31.02
		Input		2.18	2.13	2.16	2.18	2.20	2.25	2.42	2.58	2.64	2.74	2.39
		COP		1.93	2.07	2.15	2.20	2.61	2.85	2.78	2.80	2.97	3.22	3.80
	71.6°F (22°C)	TC		14.20	14.85	15.78	16.24	19.54	21.67	22.54	23.41	24.21	30.06	31.05
		Input		2.15	2.16	2.20	2.17	2.24	2.23	2.20	2.21	2.24	2.25	2.00
		COP		1.94	2.01	2.10	2.19	2.56	2.85	3.00	3.10	3.17	3.92	4.55
36 (208-230V)	59°F (15°C)	TC		16.42	17.32	17.88	18.93	23.16	25.32	30.21	35.68	37.02	39.20	40.01
		Input		2.17	2.19	2.18	2.17	3.25	0.14	3.21	3.42	3.58	3.71	3.74
		COP		2.22	2.32	2.40	2.56	2.09	53.01	2.76	3.06	3.03	3.10	3.14
	64.4°F (18°C)	TC		15.58	16.85	17.42	17.45	20.45	24.52	28.65	34.56	36.02	37.85	39.20
		Input		2.16	2.19	2.14	2.16	3.26	3.05	3.25	3.58	3.62	3.78	3.81
		COP		2.11	2.26	2.39	2.37	1.84	2.36	2.58	2.83	2.92	2.93	3.02
	69°F (20.5°C)	TC		14.32	15.42	16.02	16.38	19.61	23.85	27.65	34.01	35.85	36.85	38.20
		Input		2.18	2.13	2.16	3.21	3.28	3.02	3.02	3.62	3.74	3.81	3.84
		COP		1.93	2.12	2.17	1.50	1.75	2.31	2.68	2.75	2.81	2.83	2.92
	71.6°F (22°C)	TC		14.20	15.20	16.52	17.25	20.12	23.21	26.32	33.52	35.61	36.01	37.20
		Input		2.15	2.16	2.20	2.17	3.31	2.43	3.21	3.74	3.85	3.98	4.01
		COP		1.94	2.06	2.20	2.33	1.78	2.80	2.40	2.63	2.71	2.65	2.72

## LEGEND

DB - Dry Bulb  
 TC - Total Net Capacity (1000 Btu/hour)  
 Input - Total Power (kW)  
 COP - W/W



# COOLING PERFORMANCE DATA - CASSETTE

Model	COOLING		OUTDOOR CONDITIONS (DB)												
	Indoor Conditions DB		-13°F (-25°C)	-4°F (-20°C)	0°F (-17°C)	5°F (-15°C)	17°F (-8°C)	47°F (8°C)	77°F (25°C)	86°F (30°C)	95°F (35°C)	104°F (40°C)	113°F (45°C)	122°F (50°C)	
	DB	WB													
09 (208-230V)	69.8°F (21°C)	59°F (15°C)	TC	10.76	10.28	11.16	11.27	10.58	8.74	10.19	10.27	10.06	8.16	7.98	7.16
			SC	8.07	7.73	8.22	8.18	7.67	7.12	7.75	7.70	7.64	6.77	6.47	6.09
			Input	0.65	0.61	0.57	0.56	0.63	0.86	0.72	0.93	1.23	1.06	0.95	0.90
	75.2°F (24°C)	62.6°F (17°C)	TC	12.20	11.72	11.83	11.90	11.42	12.02	11.32	11.52	11.01	8.99	8.78	7.85
			SC	9.15	8.92	8.99	8.83	8.59	8.63	8.49	8.76	8.37	7.19	7.11	6.52
			Input	0.58	0.54	0.60	0.60	0.67	0.98	0.72	0.95	1.24	1.07	0.98	0.95
	80.6°F (27°C)	66.2°F (19°C)	TC	12.81	12.33	12.05	12.26	12.25	12.37	12.03	12.59	11.85	9.66	9.43	8.52
			SC	9.61	9.26	9.09	9.16	8.85	7.99	8.30	8.56	8.29	7.44	7.64	6.99
			Input	0.60	0.56	0.61	0.61	0.69	0.88	0.73	0.96	1.25	1.08	1.03	0.98
	89.6°F (32°C)	73.4°F (23°C)	TC	12.63	12.15	13.20	12.98	12.10	10.16	12.86	13.45	12.35	10.32	10.12	9.25
			SC	9.47	9.36	9.37	9.26	8.88	8.39	9.64	10.09	9.39	8.26	8.20	7.49
			Input	0.66	0.62	0.60	0.64	0.70	0.97	0.74	1.01	1.28	1.16	1.09	1.01
12 (208-230V)	69.8°F (21°C)	59°F (15°C)	TC	10.89	10.41	11.31	11.44	10.77	8.86	10.19	10.27	10.06	8.16	7.98	7.16
			SC	8.16	7.86	8.36	8.32	7.98	7.25	7.75	7.70	7.64	6.77	6.47	6.09
			Input	0.66	0.62	0.58	0.56	0.64	0.87	0.72	0.93	1.23	1.06	0.95	0.90
	75.2°F (24°C)	62.6°F (17°C)	TC	12.66	12.18	11.95	12.03	11.54	9.42	11.32	11.52	11.01	8.99	8.78	7.85
			SC	9.49	9.02	9.09	8.92	8.68	7.88	8.49	8.76	8.37	7.19	7.11	6.52
			Input	0.59	0.55	0.61	0.60	0.68	0.91	0.72	0.95	1.24	1.07	0.98	0.95
	80.6°F (27°C)	66.2°F (19°C)	TC	12.94	12.46	12.18	12.39	11.73	12.06	12.03	12.59	11.85	9.66	9.43	8.52
			SC	9.70	9.35	9.18	9.25	8.94	9.28	8.30	8.56	8.29	7.44	7.64	6.99
			Input	0.61	0.57	0.61	0.61	0.70	0.89	0.73	0.96	1.25	1.08	1.03	0.98
	89.6°F (32°C)	73.4°F (23°C)	TC	12.76	12.28	13.34	13.11	12.23	10.26	12.86	13.45	12.35	10.32	10.12	9.25
			SC	9.57	9.46	9.47	9.35	8.98	8.48	9.64	10.09	9.39	8.26	8.20	7.49
			Input	0.67	0.63	0.61	0.65	0.71	0.98	0.74	1.01	1.28	1.16	1.09	1.01
18 (208-230V)	69.8°F (21°C)	59°F (15°C)	TC	16.97	16.49	16.11	16.26	16.80	14.24	11.21	12.77	17.16	12.51	11.87	10.88
			SC	12.73	12.72	12.51	12.65	12.79	11.59	9.48	10.04	12.22	10.02	9.49	8.81
			Input	1.01	0.97	0.95	0.96	0.94	0.60	0.66	1.07	1.90	1.50	1.39	1.26
	75.2°F (24°C)	62.6°F (17°C)	TC	17.77	17.29	17.12	17.19	17.47	14.98	12.46	14.33	18.30	13.60	12.91	12.13
			SC	13.33	13.50	13.38	13.46	13.51	12.40	9.72	10.45	12.62	10.22	9.68	9.10
			Input	1.01	0.97	0.95	0.97	0.95	0.62	0.69	1.26	1.92	1.35	1.32	1.23
	80.6°F (27°C)	66.2°F (19°C)	TC	18.82	18.34	18.26	18.25	18.32	18.33	13.67	16.73	19.15	15.51	14.46	13.67
			SC	14.12	14.23	14.12	14.25	14.07	14.50	9.88	11.34	12.64	11.17	10.85	9.84
			Input	0.98	0.94	0.96	0.99	0.78	1.02	1.00	1.51	1.94	1.56	1.44	1.31
	89.6°F (32°C)	73.4°F (23°C)	TC	24.68	24.20	24.79	24.57	24.42	16.20	14.25	17.41	19.74	16.98	15.57	14.47
			SC	18.51	16.31	16.34	16.32	16.20	13.23	10.27	11.74	13.27	11.61	11.28	10.74
			Input	0.68	0.64	0.66	0.70	0.82	0.59	1.02	1.59	1.96	1.61	1.50	1.38
24 (208-230V)	69.8°F (21°C)	59°F (15°C)	TC	18.16	18.16	18.25	17.19	17.43	22.95	19.47	18.78	20.68	20.04	15.35	11.63
			SC	13.62	14.71	14.77	14.16	14.33	17.00	15.41	15.19	16.03	15.74	13.24	11.31
			Input	0.58	0.54	0.56	0.41	0.55	1.04	1.47	1.63	2.24	2.59	2.03	1.63
	75.2°F (24°C)	62.6°F (17°C)	TC	2.13	2.13	21.68	20.61	19.01	24.10	20.87	24.59	23.93	22.68	16.31	12.17
			SC	1.60	16.72	16.89	16.32	15.58	17.85	16.48	18.31	17.98	17.34	14.22	11.99
			Input	0.82	0.78	0.86	0.62	0.63	1.05	1.47	2.52	2.75	3.01	2.05	1.64
	80.6°F (27°C)	66.2°F (19°C)	TC	26.72	26.72	24.38	23.15	23.13	24.90	22.19	26.29	25.30	24.28	17.27	12.94
			SC	20.04	19.63	18.54	17.91	18.05	18.54	17.57	19.38	18.89	18.44	15.06	12.74
			Input	1.46	1.42	1.09	0.81	1.00	1.06	1.47	2.55	2.79	3.05	2.07	1.65
	89.6°F (32°C)	73.4°F (23°C)	TC	28.65	28.65	29.74	29.39	24.88	26.25	31.26	28.81	28.33	27.29	19.13	14.57
			SC	21.49	15.45	20.25	20.10	18.45	18.40	20.75	19.85	19.58	19.22	15.85	13.60
			Input	1.53	1.49	1.43	1.30	1.07	1.04	2.37	2.38	2.85	3.14	2.11	1.66

**LEGEND**

DB - Dry Bulb  
 WB - Wet Bulb  
 TC - Total Net Capacity (1000 Btu/hour)  
 SC - Sensible Capacity (1000 Btu/hour)  
 Input - Total Power (kW)

# HEATING PERFORMANCE DATA - CASSETTE

Model	HEATING Indoor Conditions DB	OUTDOOR CONDITIONS (DB)												
		-22°F (-30°C)	-13°F (-25°C)	-4°F (-20°C)	0°F (-17°C)	5°F (-15°C)	17°F (-8°C)	19.4°F (-7°C)	24.8°F (-4°C)	32°F (0°C)	39.2°F (4°C)	44.6°F (7°C)	53.6°F (12°C)	
09 (208-230V)	59°F (15°C)	TC		2	9.58	10.31	11.01	13.28	13.57	13.99	14.39	14.90	15.56	16.99
		Input	1.60	1.68	1.76	1.76	1.76	1.80	1.76	1.63	1.44	1.41	1.38	1.36
		COP	1.31	1.44	1.60	1.72	1.83	2.17	2.26	2.51	2.92	3.11	3.30	3.66
	64.4°F (18°C)	TC	7.58	7.75	9.12	10.01	10.72	12.81	13.04	13.39	13.58	14.19	15.15	16.39
		Input	1.62	1.70	1.78	1.82	1.82	1.89	1.81	1.67	1.48	1.46	1.43	1.42
		COP	1.28	1.34	1.51	1.61	1.72	1.99	2.11	2.35	2.69	2.85	3.10	3.38
	69°F (20.5°C)	TC	7.16	7.32	8.74	9.76	10.47	12.46	12.57	12.76	12.85	13.76	14.62	15.88
		Input	1.66	1.72	1.80	1.90	1.90	1.98	1.89	1.72	1.50	1.51	1.50	1.49
		COP	1.20	1.25	1.43	1.51	1.62	1.85	1.95	2.17	2.51	2.67	2.85	3.12
	71.6°F (22°C)	TC	6.85	7.02	8.35	9.47	10.22	12.01	12.06	12.26	12.36	13.27	14.13	15.39
		Input	1.70	1.74	1.83	1.93	1.92	2.01	1.91	1.77	1.54	1.58	1.55	1.53
		COP	1.08	1.18	1.34	1.44	1.56	1.75	1.85	2.03	2.35	2.46	2.67	2.95
12 (208-230V)	59°F (15°C)	TC	8.18	8.48	9.86	10.62	11.34	13.68	13.97	14.41	14.82	15.34	16.03	17.49
		Input	1.64	1.72	1.80	1.80	1.81	1.84	1.80	1.67	1.48	1.44	1.42	1.39
		COP	1.40	1.44	1.61	1.73	1.84	2.18	2.28	2.53	2.94	3.12	3.32	3.68
	64.4°F (18°C)	TC	7.06	7.98	9.40	10.31	11.04	13.20	13.43	13.79	13.99	14.62	15.61	16.88
		Input	1.67	1.74	1.82	1.87	1.87	1.93	1.86	1.71	1.52	1.50	1.47	1.46
		COP	1.26	1.34	1.51	1.62	1.73	2.00	2.12	2.36	2.70	2.86	3.11	3.40
	69°F (20.5°C)	TC	6.89	7.54	9.01	10.05	12.22	12.83	12.94	13.14	13.23	14.17	15.06	16.36
		Input	1.73	1.77	1.85	1.95	1.98	2.03	1.94	1.77	1.55	1.56	1.55	1.53
		COP	1.16	1.25	1.43	1.51	1.81	1.85	1.95	2.17	2.51	2.67	2.85	3.12
	71.6°F (22°C)	TC	6.45	7.23	8.60	9.75	10.52	12.37	12.42	12.63	12.73	13.66	14.55	15.85
		Input	1.71	1.78	1.87	1.98	1.97	2.06	1.96	1.81	1.58	1.62	1.59	1.57
		COP	1.06	1.19	1.34	1.44	1.56	1.76	1.86	2.04	2.36	2.47	2.68	2.96
18 (208-230V)	59°F (15°C)	TC	13.06	13.81	17.11	18.18	21.00	21.86	22.11	23.06	24.69	25.80	26.81	28.10
		Input	2.32	2.45	2.73	2.62	2.97	2.76	2.69	2.62	2.66	2.47	2.35	2.22
		COP	1.56	1.65	1.84	2.03	2.07	2.32	2.41	2.58	2.72	3.06	3.35	3.71
	64.4°F (18°C)	TC	12.41	13.12	16.32	17.45	20.23	21.07	21.36	22.12	23.45	24.53	25.78	26.80
		Input	2.39	2.53	2.78	2.83	3.09	2.87	2.75	2.68	2.74	2.56	2.42	2.26
		COP	1.44	1.52	1.72	1.81	1.92	2.15	2.28	2.42	2.51	2.81	3.12	3.48
	69°F (20.5°C)	TC	11.91	12.59	15.67	16.68	19.01	20.59	20.89	21.34	22.54	23.79	24.63	25.40
		Input	2.41	2.55	2.82	2.89	3.18	2.93	2.82	2.77	2.81	2.67	2.53	2.43
		COP	1.37	1.45	1.63	1.69	1.75	2.06	2.17	2.26	2.35	2.61	2.85	3.06
	71.6°F (22°C)	TC	11.44	12.09	14.72	15.97	18.15	20.16	20.34	20.91	21.53	22.57	23.53	24.00
		Input	2.53	2.67	2.82	2.98	3.32	3.25	3.19	2.95	2.75	2.60	2.59	2.40
		COP	1.28	1.35	1.53	1.57	1.60	1.82	1.87	2.08	2.29	2.54	2.67	2.93
24 (208-230V)	59°F (15°C)	TC	15.01	18.89	23.64	26.12	25.70	29.31	29.18	31.17	29.65	33.71	33.06	34.64
		Input	3.22	3.57	4.16	4.40	4.00	4.05	3.91	4.05	3.36	3.69	3.16	3.01
		COP	1.37	1.55	1.66	1.74	1.88	2.12	2.19	2.25	2.59	2.68	3.07	3.37
	64.4°F (18°C)	TC	14.95	18.82	23.31	24.17	25.15	28.92	28.77	30.50	28.72	33.27	32.20	33.40
		Input	3.28	3.66	4.29	4.14	4.07	4.25	4.06	4.21	3.45	3.84	3.26	3.09
		COP	1.33	1.51	1.59	1.71	1.81	2.00	2.08	2.15	2.44	2.54	2.90	3.17
	69°F (20.5°C)	TC	14.68	18.50	23.01	22.84	24.57	28.54	28.36	30.05	29.84	32.51	31.39	30.99
		Input	3.37	3.75	4.41	3.94	4.13	4.40	4.20	4.37	3.71	3.93	3.34	3.02
		COP	1.28	1.44	1.53	1.70	1.74	1.90	1.98	2.02	2.35	2.43	2.75	3.01
	71.6°F (22°C)	TC	14.50	18.84	22.13	22.04	24.32	27.23	29.78	29.78	29.48	32.16	30.88	30.48
		Input	3.44	3.88	4.29	3.83	4.18	4.22	4.46	4.46	3.78	4.00	3.40	3.08
		COP	1.24	1.42	1.51	1.69	1.70	1.89	1.96	1.96	2.29	2.36	2.66	2.90

**LEGEND**

DB - Dry Bulb  
 TC - Total Net Capacity (1000 Btu/hour)  
 Input - Total Power (kW)  
 COP - W/W

# COOLING PERFORMANCE DATA - DUCTED

Model	COOLING			OUTDOOR CONDITIONS (DB)											
	Indoor Conditions DB			-13°F (-25°C)	-4°F (-20°C)	0°F (-17°C)	5°F (-15°C)	17°F (-8°C)	47°F (8°C)	77°F (25°C)	86°F (30°C)	95°F (35°C)	104°F (40°C)	113°F (45°C)	122°F (50°C)
	DB	WB													
09 (208-230V)	69.8°F (21°C)	59°F (15°C)	TC	11.55	10.32	11.29	11.36	10.70	8.85	9.81	9.82	10.21	7.97	7.66	7.02
			SC	8.09	7.76	8.32	8.25	7.76	7.20	7.26	7.36	7.25	6.69	6.13	5.69
			Input	0.39	0.61	0.58	0.56	0.64	0.87	0.72	0.93	1.23	1.06	0.98	0.91
	75.2°F (24°C)	62.6°F (17°C)	TC	12.35	12.11	11.96	12.00	11.55	12.17	10.89	11.01	10.89	8.66	8.33	7.83
			SC	8.64	8.96	9.09	8.91	8.69	8.74	7.73	7.82	7.84	6.76	6.67	6.42
			Input	0.39	0.55	0.61	0.60	0.68	0.99	0.72	0.94	1.23	1.06	1.00	0.94
	80.6°F (27°C)	66.2°F (19°C)	TC	13.02	12.38	12.19	12.36	12.39	12.52	11.74	12.11	11.87	9.62	9.12	8.62
			SC	9.12	9.30	9.19	9.24	8.95	8.09	7.63	8.11	8.19	7.31	7.39	7.07
			Input	0.39	0.57	0.62	0.61	0.70	0.89	0.74	0.96	1.25	1.08	1.01	0.97
	89.6°F (32°C)	73.4°F (23°C)	TC	13.98	12.20	13.35	13.09	12.24	10.29	12.25	12.60	12.23	10.53	9.82	9.13
			SC	9.78	9.40	9.48	9.33	8.99	8.50	7.96	8.44	8.44	8.00	7.96	7.48
			Input	0.40	0.62	0.61	0.65	0.71	0.98	0.76	0.99	1.27	1.12	1.06	0.98
12 (208-230V)	69.8°F (21°C)	59°F (15°C)	TC	11.00	10.55	11.56	11.65	11.00	9.06	9.81	9.82	10.21	7.97	7.66	7.02
			SC	7.70	7.97	8.53	8.47	8.15	7.41	7.26	7.36	7.25	6.69	6.13	5.69
			Input	0.80	0.63	0.59	0.57	0.65	0.89	0.72	0.93	1.23	1.06	0.98	0.91
	75.2°F (24°C)	62.6°F (17°C)	TC	12.36	12.35	12.20	12.25	11.79	9.63	10.89	11.01	10.89	8.66	8.33	7.83
			SC	8.65	9.14	9.28	9.09	8.86	8.06	7.73	7.82	7.84	6.76	6.67	6.42
			Input	0.95	0.56	0.62	0.61	0.69	0.93	0.72	0.94	1.23	1.06	1.00	0.94
	80.6°F (27°C)	66.2°F (19°C)	TC	13.21	12.64	12.44	12.61	11.98	12.33	11.74	12.11	11.87	9.62	9.12	8.62
			SC	9.25	9.49	9.38	9.42	9.13	9.48	7.63	8.11	8.19	7.31	7.39	7.07
			Input	0.97	0.58	0.63	0.62	0.71	0.91	0.74	0.96	1.25	1.08	1.01	0.97
	89.6°F (32°C)	73.4°F (23°C)	TC	14.37	12.45	13.63	13.36	12.49	10.50	12.25	12.60	12.23	10.53	9.82	9.13
			SC	10.06	9.59	9.67	9.52	9.17	8.67	7.96	8.44	8.44	8.00	7.96	7.48
			Input	0.98	0.64	0.62	0.66	0.72	1.00	0.76	0.99	1.27	1.12	1.06	0.98
18 (208-230V)	69.8°F (21°C)	59°F (15°C)	TC	16.46	16.39	16.13	16.23	16.82	14.27	11.29	12.79	17.20	12.58	11.90	10.90
			SC	11.52	12.64	12.53	12.62	12.80	11.62	9.50	10.06	12.27	10.08	9.47	8.91
			Input	1.29	0.96	0.95	0.96	0.94	0.60	0.66	1.07	1.89	1.49	1.40	1.26
	75.2°F (24°C)	62.6°F (17°C)	TC	17.64	17.19	17.14	17.16	17.48	15.01	12.46	14.33	18.29	13.58	12.87	12.14
			SC	12.35	13.42	13.39	13.43	13.52	12.43	9.72	10.55	12.58	10.23	9.67	9.09
			Input	1.31	0.97	0.95	0.97	0.95	0.62	0.69	1.25	1.94	1.35	1.33	1.23
	80.6°F (27°C)	66.2°F (19°C)	TC	18.78	18.23	18.28	18.22	18.34	18.37	13.67	16.73	19.15	15.51	14.46	13.67
			SC	13.15	14.14	14.14	14.23	14.09	14.53	9.89	11.34	12.65	11.18	10.85	9.84
			Input	1.32	0.93	0.96	0.99	0.78	1.02	1.01	1.52	1.94	1.56	1.43	1.31
	89.6°F (32°C)	73.4°F (23°C)	TC	24.38	24.05	24.81	24.52	24.44	16.24	14.26	17.42	19.74	16.97	15.57	14.47
			SC	14.97	16.21	16.36	16.29	16.22	13.25	10.28	11.73	13.26	11.63	11.23	10.76
			Input	0.60	0.64	0.66	0.70	0.82	0.59	1.03	1.58	1.97	1.60	1.51	1.38
24 (208-230V)	69.8°F (21°C)	59°F (15°C)	TC	26.44	23.54	23.67	23.69	23.71	25.80	23.20	22.99	21.24	18.40	16.65	15.82
			SC	18.51	17.35	17.42	17.57	17.59	18.69	17.63	17.47	16.57	15.09	12.21	11.79
			Input	1.43	1.85	1.90	1.93	1.97	1.70	2.02	2.45	2.71	2.60	2.11	1.88
	75.2°F (24°C)	62.6°F (17°C)	TC	27.96	24.02	24.18	24.17	24.10	27.51	25.42	25.13	27.89	21.12	18.56	17.58
			SC	19.57	17.95	18.08	18.19	18.17	19.75	15.24	15.65	15.56	14.51	14.85	14.42
			Input	1.45	1.76	1.78	1.81	1.77	1.79	2.05	2.48	2.75	2.64	2.14	1.91
	80.6°F (27°C)	66.2°F (19°C)	TC	29.14	24.78	24.52	25.20	25.35	29.63	28.14	27.61	25.21	21.99	19.98	18.02
			SC	20.40	18.63	18.62	19.02	19.09	20.95	19.42	19.05	17.90	16.72	15.98	14.78
			Input	1.46	1.74	1.68	1.84	1.80	1.90	2.10	2.52	2.79	2.68	2.16	1.94
	89.6°F (32°C)	73.4°F (23°C)	TC	32.85	26.95	27.47	27.65	27.50	33.53	30.15	30.08	28.64	22.68	20.22	19.22
			SC	23.00	18.97	19.18	19.34	19.35	21.61	21.41	21.36	20.91	17.01	16.18	15.76
			Input	1.50	1.74	1.76	1.81	1.75	2.09	2.12	2.58	2.81	2.72	2.20	1.97

**LEGEND**

DB - Dry Bulb  
 WB - Wet Bulb  
 TC - Total Net Capacity (1000 Btu/hour)  
 SC - Sensible Capacity (1000 Btu/hour)  
 Input - Total Power (kW)

# HEATING PERFORMANCE DATA - DUCTED

Model	HEATING		OUTDOOR CONDITIONS (DB)											
	Indoor Conditions DB		-22°F (-30°C)	-13°F (-25°C)	-4°F (-20°C)	0°F (-17°C)	5°F (-15°C)	17°F (-8°C)	19.4°F (-7°C)	24.8°F (-4°C)	32°F (0°C)	39.2°F (4°C)	44.6°F (7°C)	53.6°F (12°C)
09 (208-230V)	59°F (15°C)	TC	8.33	8.66	9.42	10.50	11.19	12.70	12.99	13.75	14.62	15.31	15.96	17.20
		Input	1.67	1.70	1.76	1.80	1.81	1.85	1.87	1.67	1.41	1.39	1.33	1.30
		COP	1.43	1.49	1.57	1.71	1.81	2.01	2.04	2.42	3.03	3.24	3.52	3.88
	64.4°F (18°C)	TC	8.23	8.60	9.22	10.01	11.13	12.50	13.00	13.70	14.43	14.91	15.42	16.62
		Input	1.70	1.82	1.89	1.83	1.85	1.88	1.89	1.70	1.49	1.45	1.39	1.36
		COP	1.35	1.39	1.43	1.60	1.76	1.95	2.02	2.36	2.84	3.02	3.26	3.59
	69°F (20.5°C)	TC	8.14	8.35	8.91	9.25	11.07	12.21	12.73	13.67	14.27	14.68	15.02	16.10
		Input	1.76	1.99	2.05	1.92	1.89	1.90	1.90	1.78	1.56	1.57	1.44	1.41
		COP	1.32	1.23	1.27	1.41	1.72	1.88	1.96	2.26	2.68	2.74	3.06	3.34
	71.6°F (22°C)	TC	8.07	8.25	8.71	9.00	10.87	12.01	12.43	13.35	14.01	14.30	14.66	15.67
		Input	1.80	2.00	2.10	1.96	1.93	1.93	1.94	1.81	1.62	1.60	1.50	1.48
		COP	1.03	1.21	1.22	1.35	1.65	1.83	1.87	2.16	2.54	2.61	2.87	3.11
12 (208-230V)	59°F (15°C)	TC	8.08	8.88	9.66	10.76	11.47	13.01	13.31	14.09	14.98	15.69	16.36	17.63
		Input	1.59	1.74	1.80	1.84	1.86	1.90	1.91	1.71	1.45	1.42	1.36	1.33
		COP	1.36	1.49	1.57	1.71	1.81	2.01	2.04	2.42	3.03	3.24	3.52	3.88
	64.4°F (18°C)	TC	8.02	8.81	9.45	10.26	11.41	12.81	13.32	14.04	14.79	15.28	15.81	17.04
		Input	1.69	1.86	1.94	1.88	1.90	1.93	1.93	1.74	1.53	1.48	1.42	1.39
		COP	1.26	1.39	1.43	1.60	1.76	1.95	2.02	2.36	2.84	3.02	3.26	3.59
	69°F (20.5°C)	TC	7.79	8.56	9.13	9.48	12.30	12.51	13.04	14.01	14.63	15.05	15.40	16.50
		Input	1.85	2.03	2.10	1.97	1.99	1.95	1.95	1.82	1.60	1.61	1.47	1.45
		COP	1.12	1.23	1.27	1.41	1.82	1.88	1.96	2.26	2.68	2.74	3.06	3.34
	71.6°F (22°C)	TC	7.70	8.46	8.92	9.22	11.14	12.31	12.74	13.68	14.36	14.66	15.02	16.06
		Input	1.86	2.04	2.15	2.00	1.98	1.98	1.99	1.86	1.66	1.64	1.54	1.51
		COP	1.12	1.23	1.27	1.41	1.82	1.88	1.96	2.26	2.68	2.74	3.06	3.34
18 (208-230V)	59°F (15°C)	TC	12.85	13.81	17.01	18.08	21.10	21.76	22.02	23.01	24.59	25.70	26.71	28.22
		Input	2.29	2.46	2.72	2.60	2.97	2.76	2.69	2.62	2.66	2.47	2.33	2.21
		COP	1.53	1.65	1.83	2.04	2.08	2.31	2.40	2.57	2.71	3.05	3.35	3.75
	64.4°F (18°C)	TC	12.15	13.06	16.23	17.36	20.13	21.00	21.27	22.02	23.36	24.43	25.67	26.69
		Input	2.35	2.52	2.79	2.83	3.08	2.88	2.74	2.68	2.72	2.58	2.43	2.25
		COP	1.41	1.52	1.71	1.80	1.92	2.14	2.27	2.41	2.52	2.78	3.10	3.47
	69°F (20.5°C)	TC	11.65	12.51	15.56	16.60	18.92	20.50	20.79	21.22	22.45	23.69	24.52	25.29
		Input	2.36	2.53	2.81	2.89	3.17	2.92	2.83	2.77	2.83	2.66	2.52	2.43
		COP	1.35	1.45	1.62	1.69	1.75	2.06	2.15	2.25	2.32	2.61	2.85	3.05
	71.6°F (22°C)	TC	11.17	12.00	14.61	15.87	18.05	20.07	20.26	20.82	21.42	22.48	23.44	23.89
		Input	2.49	2.68	2.80	2.98	3.33	3.25	3.18	2.95	2.76	2.61	2.58	2.39
		COP	1.22	1.31	1.53	1.56	1.59	1.81	1.87	2.07	2.28	2.52	2.66	2.93
24 (208-230V)	59°F (15°C)	TC	16.39	17.61	21.66	23.69	26.56	27.33	27.63	28.87	29.61	30.56	31.86	34.75
		Input	3.13	3.40	3.68	3.98	3.98	3.53	3.48	3.35	3.26	3.05	2.89	2.77
		COP	1.40	1.52	1.73	1.75	1.95	2.27	2.32	2.52	2.66	2.94	3.23	3.68
	64.4°F (18°C)	TC	15.59	16.89	20.82	23.02	25.87	26.98	27.01	27.98	28.58	29.51	30.75	33.66
		Input	3.30	3.58	3.81	4.02	4.03	3.92	3.86	3.52	3.43	3.23	3.01	2.83
		COP	1.27	1.38	1.60	1.68	1.88	2.02	2.05	2.33	2.44	2.67	2.99	3.49
	69°F (20.5°C)	TC	15.25	16.52	20.44	22.75	25.04	26.35	26.68	27.22	27.94	28.94	29.72	32.52
		Input	3.55	3.85	4.13	4.29	4.44	4.20	4.11	3.73	3.61	3.44	3.21	3.07
		COP	1.16	1.26	1.45	1.56	1.65	1.84	1.90	2.14	2.27	2.47	2.71	3.10
	71.6°F (22°C)	TC	14.44	15.65	19.05	21.02	23.16	23.84	24.11	25.65	26.64	27.57	28.81	30.91
		Input	3.66	3.97	4.19	4.33	4.51	4.32	4.22	3.82	3.68	3.34	3.28	2.98
		COP	1.06	1.15	1.33	1.42	1.51	1.61	1.67	1.98	2.12	2.42	2.57	3.04

## LEGEND

DB - Dry Bulb  
 TC - Total Net Capacity (1000 Btu/hour)  
 Input - Total Power (kW)  
 COP - W/W

# COOLING PERFORMANCE DATA - CONSOLE

Model	COOLING		OUTDOOR CONDITIONS (DB)												
	Indoor Conditions DB			-13°F	-4°F	0°F	5°F	17°F	47°F	77°F	86°F	95°F	104°F	113°F	122°F
	DB	WB		(-25°C)	(-20°C)	(-17°C)	(-15°C)	(-8°C)	(8°C)	(25°C)	(30°C)	(35°C)	(40°C)	(45°C)	(50°C)
09 (208-230V)	69.8°F (21°C)	59°F (15°C)	TC	10.91	10.34	11.33	11.42	10.62	8.79	8.47	8.26	7.79	6.49	6.04	5.53
			SC	8.07	7.78	8.35	8.29	7.70	7.16	6.35	6.28	6.00	5.39	4.89	4.70
			Input	0.62	0.61	0.58	0.57	0.63	0.87	0.68	0.88	1.15	1.00	0.93	0.91
	75.2°F (24°C)	62.6°F (17°C)	TC	12.18	12.13	12.01	12.06	11.47	12.10	9.56	9.06	8.33	7.12	6.75	6.12
			SC	9.01	8.98	9.13	8.95	8.62	8.69	7.45	6.88	6.50	5.77	5.47	5.20
			Input	0.55	0.55	0.61	0.60	0.67	0.99	0.70	0.89	1.16	1.01	0.97	0.93
	80.6°F (27°C)	66.2°F (19°C)	TC	12.50	12.41	12.24	12.42	12.31	12.45	10.59	9.90	9.30	7.78	7.32	6.86
			SC	9.13	9.32	9.23	9.28	8.88	8.04	6.25	7.03	6.51	5.91	5.93	5.76
			Input	0.55	0.57	0.62	0.61	0.69	0.89	0.70	0.91	1.18	1.02	1.00	0.96
	89.6°F (32°C)	73.4°F (23°C)	TC	12.87	12.23	13.41	13.15	12.15	10.22	11.87	11.02	10.11	8.56	8.02	7.66
			SC	9.40	9.42	9.52	9.38	8.92	8.45	8.42	7.83	7.38	6.42	6.10	6.13
			Input	0.61	0.62	0.61	0.65	0.70	0.98	0.73	0.95	1.22	1.08	1.01	0.99
12 (208-230V)	69.8°F (21°C)	59°F (15°C)	TC	12.33	10.57	11.60	11.71	10.92	9.00	8.47	8.26	7.79	6.49	6.04	5.53
			SC	8.63	7.99	8.57	8.52	8.09	7.37	6.35	6.28	6.00	5.39	4.89	4.70
			Input	0.60	0.63	0.59	0.58	0.65	0.89	0.68	0.88	1.15	1.00	0.93	0.91
	75.2°F (24°C)	62.6°F (17°C)	TC	13.92	12.38	12.25	12.31	11.70	9.57	9.56	9.06	8.33	7.12	6.75	6.12
			SC	9.75	9.16	9.32	9.13	8.80	8.01	7.45	6.88	6.50	5.77	5.47	5.20
			Input	0.63	0.56	0.62	0.62	0.69	0.93	0.70	0.89	1.16	1.01	0.97	0.93
	80.6°F (27°C)	66.2°F (19°C)	TC	15.01	12.66	12.49	12.68	11.90	12.26	10.59	9.90	9.30	7.78	7.32	6.86
			SC	10.51	9.51	9.42	9.47	9.06	9.43	6.25	7.03	6.51	5.91	5.93	5.76
			Input	0.64	0.58	0.63	0.63	0.71	0.91	0.70	0.91	1.18	1.02	1.00	0.96
	89.6°F (32°C)	73.4°F (23°C)	TC	16.61	12.48	13.68	13.42	12.40	10.43	11.87	11.02	10.11	8.56	8.02	7.66
			SC	11.62	9.61	9.71	9.57	9.10	8.62	8.42	7.83	7.38	6.42	6.10	6.13
			Input	0.65	0.64	0.62	0.67	0.72	1.00	0.73	0.95	1.22	1.08	1.01	0.99
18 (208-230V)	69.8°F (21°C)	59°F (15°C)	TC	19.45	17.69	20.93	19.11	21.35	16.05	17.43	16.68	17.52	13.55	12.01	9.86
			SC	13.62	13.34	15.21	13.97	12.30	11.87	12.59	12.15	12.59	11.45	10.70	9.74
			Input	0.88	0.77	1.12	0.81	1.47	1.04	1.28	1.47	1.87	1.51	1.48	1.55
	75.2°F (24°C)	62.6°F (17°C)	TC	21.20	22.14	21.99	23.25	21.44	16.97	17.29	17.20	19.10	14.19	12.59	10.90
			SC	16.96	15.65	15.56	16.15	15.37	13.30	13.44	13.79	14.27	12.21	11.46	10.76
			Input	0.92	1.19	1.30	1.56	1.59	1.09	1.10	14.92	1.95	1.53	1.49	1.56
	80.6°F (27°C)	66.2°F (19°C)	TC	22.62	23.11	22.64	24.02	22.72	18.42	20.12	19.33	20.38	15.16	13.56	11.53
			SC	18.09	16.29	16.00	16.69	16.28	14.38	14.90	14.50	15.11	13.10	12.28	11.52
			Input	0.93	1.26	1.40	1.66	1.71	1.14	1.30	1.49	1.98	1.54	1.52	1.57
	89.6°F (32°C)	73.4°F (23°C)	TC	25.08	24.66	19.07	25.14	25.27	22.70	24.57	21.85	22.60	17.24	14.59	13.24
			SC	17.56	16.36	13.94	16.62	16.71	15.82	16.19	15.16	15.63	13.93	13.21	12.62
			Input	0.95	1.37	0.75	1.89	1.98	1.58	1.56	1.51	2.03	1.56	1.58	1.60
24 (208-230V)	69.8°F (21°C)	59°F (15°C)	TC	28.91	24.79	25.00	24.78	24.67	24.17	22.98	26.39	26.05	25.25	15.41	12.35
			SC	20.24	18.38	18.56	18.40	18.21	18.13	17.58	19.41	19.21	18.83	13.77	12.04
			Input	1.31	1.56	1.57	1.44	1.33	1.06	1.49	2.33	2.78	3.06	2.03	1.65
	75.2°F (24°C)	62.6°F (17°C)	TC	30.87	26.29	26.60	26.21	26.03	24.83	24.48	29.54	27.81	26.80	16.53	13.07
			SC	21.61	19.61	19.72	19.45	19.23	18.81	18.77	21.24	20.47	20.00	14.64	12.73
			Input	1.33	1.61	1.63	1.47	1.35	1.06	1.48	2.59	2.83	3.10	2.05	1.66
	80.6°F (27°C)	66.2°F (19°C)	TC	32.35	27.87	27.90	27.74	27.29	25.44	26.36	30.74	29.14	28.06	17.00	13.67
			SC	22.64	20.59	20.67	20.48	20.47	19.41	20.02	22.05	21.24	20.88	15.31	13.34
			Input	1.34	1.68	1.61	1.51	1.39	1.06	1.49	2.52	2.85	3.13	2.06	1.67
	89.6°F (32°C)	73.4°F (23°C)	TC	35.52	31.88	30.24	30.78	30.05	26.20	37.03	33.82	32.00	31.19	18.82	15.39
			SC	24.87	21.68	20.90	21.07	21.03	19.23	23.71	22.49	21.97	21.58	16.19	14.43
			Input	1.37	1.83	1.60	1.67	1.43	1.05	2.44	2.42	2.92	3.22	2.09	1.68

**LEGEND**

DB - Dry Bulb  
 WB - Wet Bulb  
 TC - Total Net Capacity (1000 Btu/hour)  
 SC - Sensible Capacity (1000 Btu/hour)  
 Input - Total Power (kW)

# HEATING PERFORMANCE DATA - CONSOLE

Model	HEATING		OUTDOOR CONDITIONS (DB)											
	Indoor Conditions DB		-22°F (-30°C)	-13°F (-25°C)	-4°F (-20°C)	0°F (-17°C)	5°F (-15°C)	17°F (-8°C)	19.4°F (-7°C)	24.8°F (-4°C)	32°F (0°C)	39.2°F (4°C)	44.6°F (7°C)	53.6°F (12°C)
09 (208-230V)	59°F (15°C)	TC	7.86	8.13	8.67	9.36	10.42	12.64	12.89	13.25	13.68	13.97	14.30	16.03
		Input	1.61	1.72	1.75	1.87	1.86	1.86	1.79	1.60	1.45	1.43	1.42	1.38
		COP	1.23	1.39	1.45	1.47	1.64	2.00	2.11	2.42	2.77	2.86	2.95	3.40
	64.4°F (18°C)	TC	7.84	8.02	8.57	9.18	10.19	12.13	12.38	12.67	13.05	13.76	14.39	15.32
		Input	1.71	1.77	1.81	1.89	1.91	1.96	1.77	1.62	1.48	1.47	1.44	1.47
		COP	1.24	1.33	1.39	1.43	1.56	1.82	2.05	2.30	2.59	2.75	2.92	3.07
	69°F (20.5°C)	TC	7.82	7.95	8.41	9.02	9.99	11.54	11.77	12.13	12.45	13.55	14.45	14.25
		Input	1.76	1.81	1.84	1.90	1.97	2.01	1.98	1.62	1.51	1.49	1.46	1.54
		COP	1.21	1.29	1.34	1.39	1.49	1.68	1.74	2.20	2.42	2.67	2.90	2.71
	71.6°F (22°C)	TC	7.70	7.85	8.37	9.00	9.59	11.14	11.36	11.77	12.06	13.36	14.19	13.62
		Input	1.80	1.85	1.87	1.95	1.99	2.10	2.07	1.66	1.56	1.50	1.48	1.50
		COP	1.18	1.25	1.31	1.35	1.41	1.56	1.61	2.08	2.27	2.61	2.81	2.67
12 (208-230V)	59°F (15°C)	TC	7.46	8.34	8.88	9.60	10.68	12.96	13.21	13.59	14.02	14.32	14.66	16.43
		Input	1.57	1.76	1.79	1.91	1.91	1.90	1.83	1.64	1.48	1.47	1.46	1.41
		COP	1.24	1.39	1.45	1.47	1.64	2.00	2.11	2.42	2.77	2.86	2.95	3.40
	64.4°F (18°C)	TC	7.36	8.22	8.78	9.41	10.44	12.44	12.69	12.98	13.38	14.11	14.75	15.71
		Input	1.62	1.81	1.86	1.93	1.96	2.01	1.81	1.66	1.51	1.50	1.48	1.50
		COP	1.19	1.33	1.39	1.43	1.56	1.82	2.05	2.30	2.59	2.75	2.92	3.07
	69°F (20.5°C)	TC	7.29	8.15	8.62	9.25	12.01	11.83	12.06	12.44	12.76	13.89	14.81	14.61
		Input	1.66	1.86	1.89	1.94	2.00	2.06	2.03	1.66	1.55	1.52	1.50	1.58
		COP	1.15	1.29	1.34	1.39	1.76	1.68	1.74	2.20	2.42	2.67	2.90	2.71
	71.6°F (22°C)	TC	7.20	8.05	8.58	9.22	9.83	11.41	11.64	12.06	12.36	13.70	14.54	13.96
		Input	1.69	1.89	1.91	1.99	2.04	2.15	2.12	1.70	1.59	1.54	1.52	1.54
		COP	1.12	1.25	1.31	1.35	1.41	1.56	1.61	2.08	2.27	2.61	2.81	2.67
18 (208-230V)	59°F (15°C)	TC	12.08	15.90	17.65	19.03	18.71	23.05	23.51	20.27	21.41	24.08	22.34	23.55
		Input	2.78	3.37	3.35	3.38	3.14	3.53	3.50	28.27	2.42	2.68	2.15	2.09
		COP	1.25	1.38	1.51	1.65	1.75	1.91	1.97	2.1	2.59	2.64	3.05	3.31
	64.4°F (18°C)	TC	12.49	15.75	18.10	18.08	18.27	22.84	22.78	23.32	20.88	23.12	21.65	23.05
		Input	2.98	3.48	3.68	3.22	3.03	3.67	3.58	3.41	2.49	2.73	2.19	3.13
		COP	1.23	1.33	1.44	1.65	1.77	1.82	1.87	2.01	2.45	2.49	2.9	3.31
	69°F (20.5°C)	TC	12.37	15.67	16.76	15.49	17.73	22.47	22.76	22.60	20.43	22.67	21.18	22.59
		Input	3.04	3.57	3.29	3.17	3.10	3.77	3.74	3.47	2.57	2.79	2.27	2.23
		COP	1.19	1.29	1.49	1.56	1.68	1.75	1.78	1.91	2.33	2.39	2.74	2.97
	71.6°F (22°C)	TC	12.34	15.51	15.68	16.86	18.15	21.65	20.88	21.79	20.49	22.36	20.89	22.32
		Input	3.11	3.62	3.30	3.19	3.41	3.71	3.16	3.45	2.61	2.83	2.32	2.27
		COP	1.16	1.25	1.39	1.55	1.56	1.71	1.94	1.85	2.3	2.31	2.64	2.88
24 (208-230V)	59°F (15°C)	TC	15.10	19.34	24.62	27.79	25.12	30.58	27.62	30.29	32.48	36.69	34.90	35.41
		Input	10.72	12.21	3.90	4.20	4.07	4.15	3.94	3.63	3.57	3.91	3.31	3.07
		COP	1.41	1.58	1.85	1.94	1.81	2.16	2.25	2.45	2.67	2.74	3.09	3.38
	64.4°F (18°C)	TC	14.60	18.97	22.23	27.18	24.45	30.17	29.48	29.66	31.80	35.99	34.04	34.13
		Input	11.22	12.54	0.39	4.36	4.23	4.33	4.16	3.79	3.70	4.07	3.44	3.17
		COP	1.3	1.51	1.68	1.83	1.69	2.04	2.08	2.29	2.52	2.59	2.9	3.16
	69°F (20.5°C)	TC	14.18	18.54	23.71	25.20	23.88	27.97	28.94	29.13	31.21	35.40	32.83	33.47
		Input	11.63	13.03	4.15	4.20	4.37	4.16	4.25	3.93	3.82	4.21	3.50	3.28
		COP	1.22	1.42	1.68	1.76	1.6	1.97	2	2.17	2.39	2.46	2.75	2.99
	71.6°F (22°C)	TC	13.96	18.65	23.38	23.57	23.52	27.65	28.73	28.82	30.89	35.63	32.29	32.81
		Input	11.99	13.16	4.22	4.18	4.47	4.26	4.36	4.01	3.91	4.34	3.56	3.33
		COP	1.16	1.42	1.62	1.65	1.54	1.9	1.93	2.11	2.32	2.41	2.66	2.89

**LEGEND**

DB - Dry Bulb  
 TC - Total Net Capacity (1000 Btu/hour)  
 Input - Total Power (kW)  
 COP - W/W

# COOLING PERFORMANCE DATA - FMA4 (VERTICAL FAN COIL)

MODEL	COOLING		OUTDOOR CONDITIONS (DB)												
	INDOOR		-13°F (-25°C)	-4°F (-20°C)	0°F (-17°C)	5°F (-15°C)	17°F (-8°C)	47°F (8°C)	77°F (25°C)	86°F (30°C)	95°F (35°C)	104°F (40°C)	113°F (45°C)	122°F (50°C)	
	DB	WB	TC	SC	Input	TC	SC	Input	TC	SC	Input	TC	SC	Input	
12 (208-230V)	69.8°F (21°C)	59°F (15°C)	TC	14.63	14.33	14.03	13.54	13.63	14.51	9.95	8.17	14.48	14.48	12.45	9.39
			SC	12.98	12.72	12.45	12.12	12.22	12.85	9.94	7.36	12.15	12.85	11.92	9.32
			Input	0.46	0.50	0.55	0.65	0.65	0.65	0.49	0.49	1.22	1.44	1.42	1.08
	75.2°F (24°C)	62.6°F (17°C)	TC	15.41	15.11	14.81	14.32	14.42	15.29	10.74	8.95	15.26	15.26	13.23	10.18
			SC	13.26	13.01	12.75	12.32	12.41	13.16	9.24	7.70	13.13	13.13	11.39	8.76
			Input	0.47	0.52	0.56	0.67	0.66	0.67	0.51	0.51	1.24	1.45	1.43	1.09
	80.6°F (27°C)	66.2°F (19°C)	TC	15.97	15.68	15.38	14.89	14.98	15.86	11.30	9.52	15.82	15.82	13.80	10.74
			SC	13.59	13.33	13.08	12.66	12.74	13.49	9.61	8.09	13.46	13.46	11.74	9.13
			Input	0.49	0.53	0.57	0.68	0.68	0.68	0.52	0.52	1.25	1.46	1.44	1.10
	89.6°F (32°C)	73.4°F (23°C)	TC	17.09	16.79	16.49	16.00	16.09	16.97	12.41	10.63	16.94	16.93	14.91	11.85
			SC	13.47	13.23	13.00	12.61	12.68	13.37	9.78	8.38	13.35	13.35	11.75	9.34
			Input	0.51	0.55	0.59	0.70	0.70	0.70	0.54	0.54	1.27	1.49	1.46	1.13
18 (208-230V)	69.8°F (21°C)	59°F (15°C)	TC	20.61	20.20	19.79	21.38	20.84	19.34	12.40	12.56	18.12	17.28	13.86	12.03
			SC	17.45	17.10	16.75	17.14	16.90	16.26	11.51	11.95	15.47	14.62	13.66	12.03
			Input	0.49	0.56	0.63	0.71	0.76	0.87	0.68	0.90	1.62	1.97	1.61	1.58
	75.2°F (24°C)	62.6°F (17°C)	TC	22.50	22.09	21.68	23.27	22.73	21.24	14.29	14.45	20.01	19.17	15.75	13.92
			SC	19.09	18.74	18.39	19.74	19.28	18.02	12.12	12.26	16.98	16.26	13.36	11.81
			Input	0.52	0.59	0.66	0.74	0.79	0.89	0.71	0.93	1.65	2.00	1.63	1.61
	80.6°F (27°C)	66.2°F (19°C)	TC	24.36	23.95	23.54	25.13	24.59	23.10	16.15	16.31	21.87	21.03	17.61	15.78
			SC	20.70	20.35	20.00	21.35	20.89	19.62	13.72	13.85	18.58	17.86	14.96	13.41
			Input	0.55	0.62	0.69	0.77	0.82	0.92	0.74	0.96	1.68	2.03	1.66	1.64
	89.6°F (32°C)	73.4°F (23°C)	TC	27.53	27.12	26.71	28.30	27.76	26.27	19.32	19.48	25.04	24.20	20.78	18.95
			SC	22.07	21.74	21.41	22.68	22.25	21.05	15.48	15.61	20.07	19.40	16.66	15.19
			Input	0.60	0.67	0.74	0.82	0.87	0.97	0.79	1.01	1.73	2.08	1.72	1.69
24 (208-230V)	69.8°F (21°C)	59°F (15°C)	TC	26.83	26.03	25.24	24.01	24.36	24.82	16.89	14.95	23.20	21.61	18.74	13.66
			SC	21.27	20.64	20.01	18.24	18.38	18.67	15.20	14.38	17.84	17.14	15.94	13.66
			Input	1.29	1.35	1.40	1.63	1.62	1.60	0.76	0.95	2.51	2.77	2.64	2.08
	75.2°F (24°C)	62.6°F (17°C)	TC	29.39	28.59	27.80	26.57	26.91	27.38	19.44	17.51	25.76	24.17	21.30	16.22
			SC	23.43	22.80	22.16	21.19	21.46	21.83	15.50	13.96	20.54	19.27	16.99	12.93
			Input	1.35	1.40	1.45	1.69	1.68	1.66	0.82	1.01	2.57	2.82	2.70	2.14
	80.6°F (27°C)	66.2°F (19°C)	TC	31.97	31.18	30.38	29.15	29.50	29.96	22.03	20.10	28.35	26.75	23.89	18.81
			SC	25.00	24.37	23.75	22.79	23.06	23.43	17.22	15.71	22.16	20.92	18.67	14.70
			Input	1.41	1.46	1.51	1.75	1.74	1.71	0.88	1.06	2.63	2.88	2.75	2.19
	89.6°F (32°C)	73.4°F (23°C)	TC	36.76	35.96	35.17	33.94	34.28	34.75	26.81	24.88	33.13	31.54	28.67	23.59
			SC	25.64	25.09	24.53	23.68	23.92	24.24	18.71	17.36	23.11	22.00	20.00	16.46
			Input	1.51	1.56	1.61	1.85	1.84	1.82	0.98	1.16	2.73	2.98	2.86	2.30
30 (208-230V)	69.8°F (21°C)	59°F (15°C)	TC	34.36	33.36	32.35	30.62	30.41	31.78	20.64	24.03	28.83	29.75	23.77	16.46
			SC	26.96	26.18	25.39	23.86	23.58	24.25	19.53	20.81	22.92	23.34	20.92	16.46
			Input	1.02	1.13	1.23	1.23	1.32	1.76	1.09	1.66	2.73	3.37	3.34	2.53
	75.2°F (24°C)	62.6°F (17°C)	TC	35.16	34.15	33.15	31.41	31.21	32.58	21.44	24.82	29.62	30.54	24.57	17.26
			SC	28.63	27.81	26.99	25.58	25.41	26.53	17.46	20.21	24.12	24.87	20.00	14.05
			Input	1.04	1.15	1.25	1.25	1.34	1.78	1.11	1.68	2.75	3.39	3.36	2.55
	80.6°F (27°C)	66.2°F (19°C)	TC	36.18	35.17	34.17	32.43	32.23	33.60	22.46	25.84	30.65	31.56	25.59	18.28
			SC	29.72	28.89	28.07	26.64	26.47	27.60	18.45	21.23	25.17	25.92	21.02	15.01
			Input	1.07	1.18	1.28	1.28	1.37	1.81	1.14	1.71	2.78	3.42	3.39	2.58
	89.6°F (32°C)	73.4°F (23°C)	TC	38.53	37.53	36.52	34.79	34.58	35.95	24.81	28.20	33.00	33.92	27.94	20.63
			SC	31.81	30.98	30.15	28.72	28.55	29.68	20.48	23.28	27.24	28.00	23.07	17.03
			Input	1.14	1.25	1.35	1.35	1.44	1.88	1.21	1.78	2.85	3.49	3.46	2.65
36 (208-230V)	69.8°F (21°C)	59°F (15°C)	TC	29.72	29.15	28.58	27.29	26.41	27.34	21.49	24.54	32.44	29.31	23.19	19.34
			SC	24.46	23.99	23.52	23.09	22.68	23.07	20.42	22.01	25.68	24.12	21.32	19.20
			Input	0.85	0.99	1.14	1.15	1.22	1.55	1.45	1.83	3.53	4.16	3.38	3.05
	75.2°F (24°C)	62.6°F (17°C)	TC	32.15	31.57	31.00	29.71	28.83	29.76	23.91	26.97	34.86	31.73	25.62	21.77
			SC	26.02	25.56	25.10	24.05	23.34	24.09	19.36	21.83	28.22	25.69	20.74	17.62
			Input	0.96	1.11	1.26	1.27	1.34	1.66	1.56	1.95	3.65	4.28	3.50	3.16
	80.6°F (27°C)	66.2°F (19°C)	TC	35.15	34.58	34.01	32.71	31.84	32.77	26.92	29.97	37.87	34.74	28.62	24.77
			SC	27.77	27.32	26.87	25.84	25.15	25.88	21.26	23.68	29.92	27.44	22.61	19.57
			Input	1.08	1.23	1.38	1.39	1.46	1.78	1.68	2.07	3.77	4.40	3.62	3.29
	89.6°F (32°C)	73.4°F (23°C)	TC	40.86	40.29	39.72	38.42	37.55	38.48	32.63	35.68	43.58	40.45	34.33	30.48
			SC	28.66	28.26	27.86	26.95	26.34	26.99	22.89	25.03	30.57	28.37	24.08	21.38
			Input	1.32	1.46	1.61	1.62	1.69	2.02	1.92	2.30	4.00	4.63	3.85	3.52

**LEGEND**

DB --- Dry Bulb  
 WB --- Wet Bulb  
 TC --- Total Net Capacity (1000 Btu/hour)  
 SC --- Sensible Capacity (1000 Btu/hour)  
 Input --- Total Power (kW)

# HEATING PERFORMANCE DATA - FMA4 (VERTICAL FAN COIL)

MODEL	HEATING		OUTDOOR CONDITIONS (DB)											
	Indoor Conditions DB		-22°F (-30°C)	-13°F (-25°C)	-4°F (-20°C)	0°F (-17°C)	5°F (-15°C)	17°F (-8°C)	19.4°F (-7°C)	24.8°F (-4°C)	32°F (0°C)	39.2°F (4°C)	44.6°F (7°C)	53.6°F (12°C)
12 (208-230V)	59°F (15°C)	TC	6.48	7.24	9.73	10.00	9.94	14.11	13.97	13.82	14.36	13.75	13.78	14.85
		Input	1.34	1.34	1.37	1.37	1.35	1.52	1.51	1.50	1.36	1.20	1.15	4.43
		COP	1.43	1.60	2.08	2.13	2.17	2.70	2.70	2.69	3.06	3.42	3.44	0.98
	64.4°F (18°C)	TC	6.46	7.22	9.71	9.97	9.92	14.09	13.95	13.80	14.34	13.73	13.76	14.82
		Input	1.33	1.32	1.35	1.35	1.33	1.51	1.50	1.49	1.35	1.19	1.14	4.42
		COP	1.43	1.60	2.10	2.16	2.18	2.74	2.73	2.71	3.12	3.38	3.55	0.98
	69°F (20.5°C)	TC	6.44	7.20	9.69	9.96	9.90	14.07	13.93	13.78	14.32	13.71	13.74	14.81
		Input	1.32	1.31	1.34	1.34	1.32	1.50	1.49	1.48	1.34	1.18	1.12	4.41
		COP	1.44	1.61	2.12	2.17	2.20	2.75	2.75	2.73	3.14	3.41	3.58	0.98
	71.6°F (22°C)	TC	6.43	7.19	9.68	9.95	9.89	14.06	13.92	13.77	14.31	13.70	13.73	14.80
		Input	1.31	1.31	1.33	1.34	1.32	1.49	1.48	1.47	1.33	1.17	1.12	4.40
		COP	1.44	1.62	2.13	2.18	2.20	2.77	2.76	2.74	3.15	3.43	3.60	0.99
18 (208-230V)	59°F (15°C)	TC	11.91	13.15	15.56	16.03	14.88	21.03	19.45	19.49	20.49	18.16	16.62	19.15
		Input	2.09	2.14	2.25	2.28	2.15	2.26	2.20	2.21	2.10	1.75	1.51	1.47
		COP	1.69	1.83	2.03	2.08	2.01	2.73	2.58	2.58	2.87	3.09	3.30	3.83
	64.4°F (18°C)	TC	11.57	12.80	15.22	15.68	14.53	20.69	19.10	19.15	20.14	17.81	16.27	18.80
		Input	2.18	2.23	2.35	2.37	2.24	2.35	2.29	2.30	2.19	1.84	1.60	1.56
		COP	1.56	1.68	1.90	1.94	1.90	2.58	2.44	2.44	2.69	2.83	2.99	3.54
	69°F (20.5°C)	TC	11.27	12.51	14.92	15.39	14.24	20.39	18.81	18.85	19.85	17.52	15.98	18.51
		Input	2.09	2.14	2.25	2.28	2.15	2.26	2.20	2.21	2.10	1.75	1.51	1.47
		COP	1.69	1.83	2.03	2.08	2.01	2.73	2.58	2.58	2.87	3.09	3.30	3.83
	71.6°F (22°C)	TC	14.07	15.31	17.72	18.19	17.04	23.19	21.61	21.65	22.64	20.32	18.78	21.31
		Input	2.30	2.36	2.47	2.49	2.36	2.47	2.41	2.43	2.32	1.97	1.72	1.68
		COP	1.79	1.90	2.10	2.14	2.11	2.75	2.62	2.62	2.87	3.03	3.20	3.72
24 (208-230V)	59°F (15°C)	TC	12.67	19.06	23.80	27.41	28.49	28.72	28.74	32.23	31.69	33.64	32.53	36.54
		Input	2.86	3.33	3.69	3.84	3.73	3.75	3.61	3.82	3.46	3.30	2.80	2.95
		COP	1.34	1.69	1.92	2.16	2.32	2.24	2.33	2.47	2.68	2.98	3.41	3.63
	64.4°F (18°C)	TC	12.78	19.17	23.91	27.52	28.60	28.83	28.85	32.34	31.80	33.75	32.64	36.65
		Input	2.98	3.45	3.81	3.96	3.85	3.88	3.73	3.94	3.58	3.43	2.92	3.07
		COP	1.26	1.63	1.84	2.04	2.18	2.18	2.27	2.41	2.60	2.89	3.28	3.50
	69°F (20.5°C)	TC	12.88	19.26	24.00	27.62	28.70	28.93	28.94	32.44	31.89	33.84	32.74	36.74
		Input	2.86	3.33	3.69	3.84	3.73	3.75	3.61	3.82	3.46	3.30	2.80	2.95
		COP	1.34	1.69	1.92	2.16	2.32	2.24	2.33	2.47	2.68	2.98	3.41	3.63
	71.6°F (22°C)	TC	10.24	16.62	21.36	24.98	26.06	26.29	26.30	29.80	29.25	31.20	30.10	34.10
		Input	3.14	3.62	3.97	4.12	4.01	4.04	3.89	4.10	3.74	3.59	3.08	3.23
		COP	0.95	1.35	1.58	1.78	1.90	1.91	1.98	2.13	2.29	2.55	2.86	3.09
30 (208-230V)	59°F (15°C)	TC	10.37	13.83	18.91	21.14	21.34	24.11	22.31	22.72	23.74	26.80	28.31	32.75
		Input	2.27	2.51	2.67	2.70	2.62	2.67	2.62	2.58	2.53	2.57	2.53	2.48
		COP	1.23	1.56	2.03	2.26	2.36	2.63	2.47	2.57	2.90	3.08	3.41	3.85
	64.4°F (18°C)	TC	10.86	14.32	19.40	21.63	21.83	24.60	22.80	23.21	24.22	27.29	28.80	33.24
		Input	2.25	2.49	2.66	2.69	2.60	2.66	2.60	2.57	2.52	2.55	2.51	2.46
		COP	1.41	1.68	2.14	2.36	2.46	2.71	2.57	2.65	2.82	3.13	3.36	3.95
	69°F (20.5°C)	TC	11.27	14.73	19.81	22.04	22.24	25.01	23.21	23.62	24.64	27.70	29.22	33.66
		Input	2.24	2.48	2.64	2.67	2.59	2.64	2.58	2.55	2.50	2.54	2.50	2.45
		COP	1.48	1.74	2.20	2.42	2.52	2.78	2.63	2.71	2.89	3.20	3.43	4.03
	71.6°F (22°C)	TC	11.51	14.97	20.05	22.28	22.48	25.25	23.45	23.86	24.87	27.94	29.45	33.89
		Input	2.23	2.47	2.63	2.66	2.58	2.63	2.58	2.54	2.49	2.53	2.49	2.44
		COP	1.51	1.78	2.23	2.45	2.56	2.81	2.67	2.75	2.92	3.24	3.47	4.07
36 (208-230V)	59°F (15°C)	TC	10.92	15.37	17.82	19.75	19.94	20.69	21.00	22.89	26.34	26.52	28.30	36.62
		Input	2.51	2.80	2.91	2.99	2.95	2.78	2.84	2.95	2.99	2.95	2.90	2.76
		COP	1.28	1.61	1.79	1.93	1.98	2.18	2.16	2.27	2.58	2.64	1.26	3.90
	64.4°F (18°C)	TC	10.94	15.39	17.84	19.76	19.96	20.71	21.02	22.90	26.36	26.54	28.32	36.64
		Input	2.51	2.80	2.91	2.99	2.95	2.78	2.84	2.95	2.99	2.95	2.90	2.76
		COP	1.28	1.61	1.80	1.94	1.98	2.18	2.17	2.27	2.59	2.64	2.86	3.90
	69°F (20.5°C)	TC	10.95	15.40	17.85	19.78	19.97	20.72	21.03	22.92	26.37	26.55	28.33	36.65
		Input	2.51	2.80	2.91	2.99	2.95	2.78	2.84	2.95	2.99	2.95	2.90	2.76
		COP	1.28	1.61	1.80	1.94	1.98	2.18	2.17	2.27	2.59	2.64	2.86	3.90
	71.6°F (22°C)	TC	10.96	15.41	17.86	19.78	19.98	20.73	21.04	22.93	26.38	26.56	28.34	36.66
		Input	2.51	2.80	2.91	2.99	2.95	2.78	2.84	2.95	2.99	2.95	2.90	2.76
		COP	1.28	1.61	1.80	1.94	1.99	2.18	2.17	2.27	2.59	2.64	2.86	3.90

**LEGEND**

DB --- Dry Bulb  
 WB --- Wet Bulb  
 TC --- Total Net Capacity (1000 Btu/hour)  
 Input --- Total Power (kW)  
 COP --- W/W



# COOLING PERFORMANCE DATA - FMC-FMU (HORIZONTAL FAN COIL)

MODEL	COOLING			OUTDOOR CONDITIONS (DB)											
	INDOOR CONDITIONS DB			-13°F (-25°C)	-4°F (-20°C)	0°F (-17°C)	5°F (-15°C)	17°F (-8°C)	47°F (8°C)	77°F (25°C)	86°F (30°C)	95°F (35°C)	104°F (40°C)	113°F (45°C)	122°F (50°C)
	DB	WB													
12 (208-230V)	69.8°F (21°C)	59°F (15°C)	TC	15.27	14.86	14.46	13.65	13.76	14.93	9.68	7.79	13.88	14.03	12.23	8.93
			SC	13.54	13.18	12.82	12.43	12.44	12.92	17.94	15.02	12.08	12.45	11.53	8.92
			Input	0.55	0.59	0.62	0.71	0.71	0.67	0.54	0.52	1.24	1.46	1.43	1.09
	75.2°F (24°C)	62.6°F (17°C)	TC	16.06	15.65	15.25	14.44	14.55	15.72	10.47	8.57	14.66	14.82	13.02	9.72
			SC	13.81	13.46	13.11	12.41	12.51	13.52	9.00	7.37	12.61	12.74	11.19	8.36
			Input	0.55	0.59	0.62	0.71	0.71	0.67	0.54	0.52	1.24	1.46	1.43	1.09
	80.6°F (27°C)	66.2°F (19°C)	TC	16.75	16.34	15.93	15.13	15.24	16.41	11.16	9.26	15.35	15.51	13.71	10.41
			SC	14.27	13.92	13.57	12.89	12.98	13.98	9.50	7.89	13.08	13.21	11.68	8.87
			Input	0.56	0.59	0.63	0.72	0.71	0.68	0.55	0.52	1.25	1.46	1.43	1.10
	89.6°F (32°C)	73.4°F (23°C)	TC	18.06	17.65	17.25	16.44	16.55	17.72	12.47	10.57	16.66	16.82	15.02	11.72
			SC	15.45	15.10	14.75	14.06	14.16	15.16	10.66	9.04	14.25	14.39	12.85	10.03
			Input	0.57	0.60	0.64	0.73	0.72	0.69	0.56	0.53	1.26	1.47	1.44	1.11
18 (208-230V)	69.8°F (21°C)	59°F (15°C)	TC	22.13	21.51	20.88	20.97	20.82	19.33	13.71	13.51	18.46	17.80	14.38	11.92
			SC	17.74	17.24	16.74	16.22	15.89	15.27	12.75	12.24	14.71	14.27	12.74	11.70
			Input	0.40	0.47	0.54	0.61	0.68	0.79	0.61	0.81	1.54	1.89	1.53	1.50
	75.2°F (24°C)	62.6°F (17°C)	TC	24.42	23.80	23.17	23.26	23.11	21.62	16.00	15.80	20.75	20.09	16.67	14.21
			SC	19.15	18.66	18.17	18.24	18.12	16.95	12.54	12.39	16.27	15.76	13.07	11.14
			Input	0.42	0.49	0.56	0.63	0.70	0.81	0.63	0.83	1.56	1.91	1.55	1.52
	80.6°F (27°C)	66.2°F (19°C)	TC	26.14	25.51	24.89	24.98	24.83	23.33	17.71	17.52	22.47	21.81	18.39	15.92
			SC	20.16	19.68	19.20	19.26	19.15	18.00	13.66	13.51	17.33	16.82	14.18	12.28
			Input	0.44	0.51	0.58	0.65	0.72	0.83	0.65	0.85	1.58	1.94	1.57	1.55
	89.6°F (32°C)	73.4°F (23°C)	TC	29.45	28.83	28.20	28.29	28.14	26.64	21.03	20.83	25.78	25.12	21.70	19.24
			SC	22.82	22.33	21.85	21.92	21.80	20.64	16.29	16.14	19.97	19.46	16.81	14.90
			Input	0.48	0.55	0.63	0.69	0.76	0.87	0.69	0.89	1.63	1.98	1.62	1.59
24 (208-230V)	69.8°F (21°C)	59°F (15°C)	TC	27.40	26.58	25.75	24.57	25.08	24.82	17.16	15.69	23.38	21.81	18.86	13.96
			SC	22.66	21.98	21.30	19.28	19.51	19.26	15.81	15.33	18.74	18.04	16.82	13.96
			Input	1.16	1.22	1.28	1.51	1.49	1.52	0.70	0.91	2.48	2.73	2.59	2.05
	75.2°F (24°C)	62.6°F (17°C)	TC	29.99	29.17	28.34	27.16	27.67	27.41	19.75	18.28	25.97	24.40	21.45	16.55
			SC	24.50	23.83	23.15	22.19	22.60	22.39	16.13	14.93	21.21	19.93	17.52	13.52
			Input	1.22	1.28	1.34	1.57	1.54	1.58	0.76	0.97	2.53	2.79	2.65	2.10
	80.6°F (27°C)	66.2°F (19°C)	TC	32.46	31.63	30.81	29.63	30.14	29.88	22.22	20.75	28.44	26.87	23.92	19.02
			SC	25.95	25.30	24.64	23.69	24.10	23.89	17.77	16.59	22.74	21.49	19.13	15.21
			Input	1.28	1.33	1.39	1.62	1.60	1.63	0.81	1.02	2.59	2.84	2.70	2.16
	89.6°F (32°C)	73.4°F (23°C)	TC	37.00	36.17	35.35	34.17	34.68	34.42	26.76	25.29	32.98	31.41	28.46	23.56
			SC	29.73	29.07	28.41	27.46	27.87	27.66	21.51	20.32	26.50	25.24	22.87	18.93
			Input	1.38	1.43	1.49	1.72	1.70	1.73	0.91	1.12	2.69	2.94	2.80	2.26
30 (208-230V)	69.8°F (21°C)	59°F (15°C)	TC	34.09	33.07	32.06	28.48	31.09	31.45	21.26	24.10	29.02	29.32	22.96	16.69
			SC	26.94	26.13	25.33	22.66	24.06	24.26	19.57	20.75	22.97	23.17	20.27	16.69
			Input	0.92	1.02	1.12	1.00	1.38	1.56	0.96	1.57	2.63	3.25	3.26	2.46
	75.2°F (24°C)	62.6°F (17°C)	TC	34.80	33.78	32.77	29.19	31.80	32.16	21.97	24.80	29.73	30.02	23.67	17.40
			SC	28.54	27.70	26.87	23.93	26.08	26.38	18.02	20.34	24.38	24.62	19.41	14.27
			Input	0.95	1.06	1.16	1.04	1.42	1.59	1.00	1.60	2.67	3.29	3.29	2.49
	80.6°F (27°C)	66.2°F (19°C)	TC	35.95	34.94	33.92	30.34	32.95	33.32	23.12	25.96	30.88	31.18	24.82	18.55
			SC	29.70	28.86	28.03	25.07	27.23	27.53	19.11	21.45	25.51	25.76	20.51	15.33
			Input	0.99	1.10	1.20	1.08	1.46	1.63	1.04	1.64	2.71	3.33	3.33	2.53
	89.6°F (32°C)	73.4°F (23°C)	TC	38.70	37.68	36.67	33.09	35.70	36.06	25.87	28.71	33.63	33.93	27.57	21.30
			SC	30.17	29.38	28.59	25.80	27.84	28.12	20.17	22.38	26.22	26.45	21.50	16.60
			Input	1.08	1.18	1.28	1.16	1.54	1.72	1.12	1.73	2.79	3.41	3.42	2.62
36 (208-230V)	69.8°F (21°C)	59°F (15°C)	TC	29.21	28.67	28.12	26.77	25.64	26.56	22.17	23.93	31.84	29.83	24.03	19.97
			SC	23.56	23.12	22.68	22.59	22.17	22.59	20.50	21.30	24.97	24.06	21.51	19.63
			Input	0.86	1.00	1.14	1.13	1.24	1.54	1.28	1.68	3.40	4.06	3.31	2.97
	75.2°F (24°C)	62.6°F (17°C)	TC	33.12	32.57	32.03	30.68	29.54	30.46	26.08	27.84	35.75	33.74	27.94	23.88
			SC	26.42	25.99	25.55	24.47	23.57	24.30	20.81	22.21	28.52	26.91	22.29	19.05
			Input	0.98	1.12	1.25	1.24	1.35	1.65	1.39	1.79	3.52	4.18	3.43	3.08
	80.6°F (27°C)	66.2°F (19°C)	TC	36.79	36.25	35.70	34.35	33.22	34.14	29.75	31.52	39.42	37.41	31.61	27.55
			SC	28.76	28.33	27.90	26.85	25.96	26.68	23.26	24.63	30.82	29.24	24.71	21.53
			Input	1.10	1.24	1.38	1.37	1.48	1.78	1.52	1.91	3.64	4.30	3.55	3.21
	89.6°F (32°C)	73.4°F (23°C)	TC	43.55	43.00	42.45	41.10	39.97	40.89	36.51	38.27	46.18	44.16	38.37	34.30
			SC	34.20	33.77	33.34	32.28	31.39	32.11	28.67	30.06	36.27	34.68	30.13	26.94
			Input	1.35	1.49	1.62	1.62	1.72	2.03	1.76	2.16	3.89	4.55	3.80	3.45

**LEGEND**

- DB --- Dry Bulb
- WB --- Wet Bulb
- TC --- Total Net Capacity (1000 Btu/hour)
- SC --- Sensible Capacity (1000 Btu/hour)
- Input --- Total Power (kW)

# HEATING PERFORMANCE DATA - FMC-FMU (HORIZONTAL FAN COIL)

MODEL	HEATING		OUTDOOR CONDITIONS (DB)											
	Indoor Conditions DB		-22F (-30C)	-13F (-25C)	-4F (-20C)	0F (-17C)	5F (-15C)	17F (-8C)	19.4F (-7C)	24.8F (-4C)	32F (0C)	39.2F (4C)	44.6F (7C)	53.6F (12C)
12 (208-230V)	59F (15C)	TC	6.48	7.73	8.29	9.47	9.36	14.09	14.34	14.81	15.03	14.21	12.85	15.51
		Input	1.38	1.38	1.40	1.43	1.40	1.54	1.55	1.56	1.42	1.22	1.01	1.00
		COP	1.38	1.67	1.75	1.94	1.96	2.68	2.71	2.78	3.10	3.54	3.80	4.54
	64.4F (18C)	TC	6.42	7.66	8.23	9.41	9.30	14.03	14.28	14.75	14.96	14.14	12.79	15.44
		Input	1.46	1.46	1.49	1.51	1.48	1.62	1.63	1.64	1.50	1.30	1.09	1.08
		COP	1.29	1.54	1.62	1.82	1.84	2.54	2.57	2.64	2.93	3.20	3.44	4.19
	69F (20.5C)	TC	6.36	7.61	8.17	9.35	9.24	13.97	14.22	14.69	14.91	14.09	12.73	15.39
		Input	1.38	1.38	1.40	1.43	1.40	1.54	1.55	1.56	1.42	1.22	1.01	1.00
		COP	1.38	1.67	1.75	1.94	1.96	2.68	2.71	2.78	3.10	3.54	3.80	4.54
	71.6F (22C)	TC	6.32	7.56	8.13	9.30	9.19	13.93	14.17	14.64	14.86	14.04	12.69	15.34
		Input	1.57	1.57	1.59	1.62	1.59	1.73	1.74	1.74	1.61	1.41	1.20	1.19
		COP	1.18	1.42	1.49	1.68	1.70	2.36	2.39	2.46	2.71	2.93	3.10	3.78
18 (208-230V)	59F (15C)	TC	11.64	15.66	18.47	19.25	19.58	23.76	22.70	24.02	21.42	21.77	19.48	24.44
		Input	2.13	2.36	2.56	2.56	2.60	2.55	2.50	2.61	2.01	2.01	1.65	1.61
		COP	1.61	1.96	2.14	2.23	2.18	2.72	2.66	2.70	3.12	3.30	3.58	4.44
	64.4F (18C)	TC	11.33	15.35	18.15	18.94	19.27	23.45	22.39	23.71	21.11	21.46	19.16	24.13
		Input	2.13	2.36	2.56	2.56	2.60	2.55	2.49	2.60	2.00	2.01	1.65	1.61
		COP	1.56	1.91	2.08	2.17	2.17	2.70	2.63	2.67	3.09	3.13	3.40	4.40
	69F (20.5C)	TC	11.06	15.09	17.89	18.67	19.00	23.18	22.13	23.44	20.84	21.19	18.90	23.86
		Input	2.13	2.35	2.55	2.56	2.60	2.55	2.49	2.60	2.00	2.01	1.65	1.61
		COP	1.52	1.88	2.05	2.14	2.14	2.67	2.60	2.64	3.05	3.09	3.36	4.36
	71.6F (22C)	TC	10.91	14.93	17.74	18.52	18.85	23.03	21.98	23.29	20.69	21.04	18.75	23.71
		Input	2.12	2.35	2.55	2.56	2.60	2.54	2.49	2.60	2.00	2.01	1.65	1.60
		COP	1.51	1.86	2.04	2.12	2.13	2.65	2.59	2.63	3.03	3.07	3.33	4.33
24 (208-230V)	59F (15C)	TC	12.32	18.87	24.01	27.18	28.44	28.42	28.45	31.11	31.25	30.11	31.83	35.23
		Input	2.82	3.33	3.74	3.97	3.90	3.75	3.61	3.72	3.45	3.10	2.75	2.85
		COP	1.31	1.70	1.93	2.07	2.19	2.22	2.31	2.45	2.65	2.86	3.40	3.62
	64.4F (18C)	TC	12.32	18.86	24.00	27.18	28.43	28.41	28.44	31.11	31.25	30.11	31.83	35.22
		Input	2.82	3.33	3.74	3.97	3.90	3.75	3.61	3.72	3.45	3.10	2.75	2.85
		COP	1.28	1.66	1.88	2.01	2.14	2.22	2.31	2.45	2.65	2.84	3.40	3.62
	69F (20.5C)	TC	12.32	18.86	24.00	27.18	28.43	28.41	28.44	31.11	31.24	30.10	31.82	35.22
		Input	2.82	3.33	3.75	3.97	3.90	3.75	3.61	3.72	3.45	3.10	2.75	2.85
		COP	1.28	1.66	1.88	2.01	2.14	2.22	2.31	2.45	2.65	2.84	3.40	3.62
	71.6F (22C)	TC	12.32	18.86	24.00	27.18	28.43	28.41	28.44	31.11	31.24	30.10	31.82	35.22
		Input	2.82	3.33	3.75	3.97	3.90	3.75	3.61	3.72	3.45	3.10	2.75	2.85
		COP	1.28	1.66	1.88	2.01	2.14	2.22	2.31	2.45	2.65	2.84	3.39	3.62
30 (208-230V)	59F (15C)	TC	10.26	14.19	19.69	22.03	21.61	24.37	24.64	26.14	27.79	28.47	28.66	39.22
		Input	2.20	2.37	2.67	2.77	2.66	2.72	2.73	2.86	2.82	2.71	2.60	2.85
		COP	1.37	1.75	2.19	2.36	2.40	2.63	2.69	2.74	2.96	3.49	3.66	4.03
	64.4F (18C)	TC	10.03	13.97	19.47	21.81	21.39	24.15	24.42	25.92	27.57	28.24	28.44	39.00
		Input	2.34	2.51	2.81	2.91	2.81	2.86	2.87	3.00	2.97	2.86	2.74	2.99
		COP	1.26	1.63	2.03	2.19	2.23	2.48	2.49	2.53	2.72	2.90	3.05	3.82
	69F (20.5C)	TC	9.85	13.78	19.28	21.62	21.20	23.96	24.23	25.73	27.38	28.06	28.25	38.81
		Input	2.20	2.37	2.67	2.77	2.66	2.72	2.73	2.86	2.82	2.71	2.60	2.85
		COP	1.37	1.75	2.19	2.36	2.40	2.63	2.69	2.74	2.96	3.49	3.66	4.03
	71.6F (22C)	TC	10.32	14.26	19.75	22.09	21.67	24.44	24.71	26.21	27.86	28.53	28.72	39.29
		Input	2.53	2.70	3.00	3.10	2.99	3.05	3.06	3.19	3.16	3.05	2.93	3.18
		COP	1.20	1.55	1.93	2.09	2.12	2.35	2.36	2.41	2.59	2.75	2.88	3.62
36 (208-230V)	59F (15C)	TC	10.97	15.42	17.53	18.53	18.90	26.34	22.88	25.39	26.24	24.87	28.58	36.44
		Input	2.41	2.67	2.77	2.81	2.76	3.08	2.81	2.93	2.89	2.73	2.78	2.65
		COP	1.33	1.69	1.85	1.93	2.00	2.50	2.38	2.54	2.65	2.67	3.01	4.03
	64.4F (18C)	TC	11.04	15.50	17.61	18.61	18.98	26.42	22.96	25.46	26.32	24.94	28.65	36.52
		Input	2.42	2.68	2.77	2.81	2.77	3.09	2.82	2.93	2.90	2.73	2.78	2.65
		COP	1.34	1.70	1.86	1.94	2.01	2.51	2.39	2.54	2.66	2.68	3.02	4.03
	69F (20.5C)	TC	11.11	15.56	17.67	18.68	19.05	26.49	23.03	25.53	26.39	25.01	28.72	36.58
		Input	2.42	2.68	2.78	2.82	2.77	3.09	2.82	2.94	2.90	2.74	2.79	2.66
		COP	1.34	1.70	1.87	1.94	2.02	2.51	2.39	2.55	2.67	2.68	3.02	4.04
	71.6F (22C)	TC	11.15	15.60	17.71	18.71	19.08	26.52	23.06	25.57	26.42	25.05	28.76	36.62
		Input	2.42	2.68	2.78	2.82	2.77	3.09	2.82	2.94	2.90	2.74	2.79	2.66
		COP	1.35	1.71	1.87	1.95	2.02	2.51	2.39	2.55	2.67	2.68	3.02	4.04

**LEGEND**

DB --- Dry Bulb  
 WB --- Wet Bulb  
 TC --- Total Net Capacity (1000 Btu/hour)  
 Input --- Total Power (kW)  
 COP --- W/W

## APPLICATION DATA

### Unit Selections

Select equipment that either matches or supports slightly more than the anticipated peak load. This provides better humidity control, fewer unit cycles, and less part-load operation.

For units used in spaces with high sensible loads, base equipment selection on unit sensible load, not on total anticipated load. Adjust for anticipated room wet bulb temperature to avoid undersizing the equipment.

### Unit Mounting (Outdoor)

Refer to the unit's installation instructions for further details.

**Unit leveling** - For reliable operation, units should be level in all planes.

**Clearance** - Minimum clearance (see Fig. 6) must be provided for airflow. The condensing units are designed for free-flow application. Air inlets and outlets should not be restricted.

**Unit location** - A location which is convenient to installation and not exposed to strong winds. A location that can bear the weight of the outdoor unit and where the outdoor unit can be mounted in a level position.

Do not install the indoor or outdoor units in a location with special environmental conditions. For those applications, contact your sales representative.

### System Operating Conditions

OPERATING RANGE MIN/MAX °F °C		
	COOLING	HEATING
<b>OUTDOOR DB (SIZE 12 115V)</b>	-13 /122 (-25/ 50)	-13 / 86 (-25 / 30)
<b>OUTDOOR DB (SIZES 9 - 24 208/230V)</b>	-13 /122 (25 / 50)	-22 / 86 (-30 / 30)
<b>OUTDOOR DB (SIZES 30 AND 36)</b>	-13 /122 (-25 /50)	-13 / 86 (-25 / 30)

## CUT IN/OUT TEMPERATURES

CUT IN/OUT TEMPERATURES °F (°C)									
		STANDBY MODE				RUNNING MODE			
		COOLING		HEATING		COOLING		HEATING	
		Cut In	Cut Out	Cut In	Cut Out	Cut In	Cut Out	Cut In	Cut Out
<b>12K</b>	(115V)	-7.6 (-22)	-13 (-25)	-7.6 (-22)	-13 (-25)	-7.6 (-22)	-13 (-25)	-7.6 (-22)	-13 (-25)
<b>9K</b>	(208/230V)	-25.6 (-32)	-35 (-31)	-25.6 (-32)	-35 (-31)	-25.6 (-32)	-40 (-40)	-25.6 (-32)	-40 (-40)
<b>12K</b>	(208/230V)	-25.6 (-32)	-35 (-31)	-25.6 (-32)	-35 (-31)	-25.6 (-32)	-40 (-40)	-25.6 (-32)	-40 (-40)
<b>18K</b>	(208/230V)	-25.6 (-32)	-35 (-31)	-25.6 (-32)	-35 (-31)	-25.6 (-32)	-40 (-40)	-25.6 (-32)	-40 (-40)
<b>24K</b>	(208/230V)	-25.6 (-32)	-35 (-31)	-25.6 (-32)	-35 (-31)	-25.6 (-32)	-40 (-40)	-25.6 (-32)	-40 (-40)
<b>30K</b>	(208/230V)	-7.6 (-22)	-13 (-25)	-7.6 (-22)	-13 (-25)	-7.6 (-22)	-13 (-25)	-7.6 (-22)	-13 (-25)
<b>36K</b>	(208/230V)	-7.6 (-22)	-13 (-25)	-7.6 (-22)	-13 (-25)	-7.6 (-22)	-13 (-25)	-7.6 (-22)	-13 (-25)

## METERING DEVICES

The outdoor unit has an electronic expansion valve to manage the refrigerant flow of the connected fan coil.

## DRAIN CONNECTIONS

Install drains to meet the local sanitation codes.

## REFRIGERANT LINES

### General refrigerant line sizing:

1. The outdoor units are shipped with a full charge of R410A refrigerant. All charges, line sizing, and capacities are based on runs of 25 ft. (7.6 m). For runs over 25 ft. (7.6 m), review “Long Line Applications:” on page 28 for the proper charge adjustments.
2. Refrigerant lines should not be buried in the ground. If it is necessary to bury the lines, do not bury more than 36-in (914 mm). Provide a minimum 6-in (152 mm) vertical rise to the service valves to prevent refrigerant migration.
3. Both lines must be insulated. Use a minimum of 1/2-in. (12.7 mm) thick insulation. Closed-cell insulation is recommended in all long-line applications.
4. Special consideration should be given to isolating the interconnecting tubing from the building structure. Isolate the tubing so vibration or noise is not transmitted into the structure.

### Long Line Applications:

1. No change in line sizing is required.
2. Add refrigerant per the “Additional Charge Table” on page 28.

**Additional Charge Table**

UNIT SIZE	TOTAL LINE LENGTH FT (M)		ADDITIONAL CHARGE, OZ/FT. FT (M)			
	MIN	MAX	10-25 (3-8)	>25-82 (8-25)	>82-98 (25-30)	>98-164 (30-50)
9	10(3)	82(25)	None	0.16	0.16	0.32
12						
18		98(30)		0.32	0.32	
24						
30		164(50)		0.32	0.32	
36						

## WIRING

All wires must be sized per NEC (National Electrical Code) or CEC (Canadian Electrical Code) and local codes. Use Electrical Data table MCA (minimum circuit amps) and MOCP (maximum over current protection) to correctly size the wires and the disconnect fuse or breakers respectively.

### **Recommended Connection Method for Power and Communication Wiring:**

The main power is supplied to the outdoor unit. The field supplied 14/3 stranded wire with ground with a 600 volt insulation rating, power/communication wiring from the outdoor unit to indoor unit consists of four (4) wires and provides the power for the indoor unit. Two wires are line voltage AC power, one is communication wiring (S) and the other is a ground wire. Wiring between indoor and outdoor unit is polarity sensitive. The use of BX wire is NOT recommended.

If installed in a high Electromagnetic field (EMF) area and communication issues exists, a 14/2 stranded shielded wire can be used to replace L2 and (S) between outdoor unit and indoor unit landing the shield onto ground in the outdoor unit only.

**CAUTION**

**EQUIPMENT DAMAGE HAZARD**

Failure to follow this caution may result in equipment damage or improper operation.

Wires should be sized based on NEC and local codes.

**CAUTION**

**EQUIPMENT DAMAGE HAZARD**

Failure to follow this caution may result in equipment damage or improper operation.

Be sure to comply with local codes while running wire from the indoor unit to the outdoor unit.

Every wire must be connected firmly. Loose wiring may cause the terminal to overheat or result in unit malfunction. A fire hazard may also exist. Ensure all wiring is tightly connected.

No wire should touch the refrigerant tubing, compressor or any moving parts.

Disconnecting means must be provided and shall be located within sight and readily accessible from the air conditioner.

Connecting cable with conduit shall be routed through the hole in the conduit panel.

## AIRFLOW DATA

SYSTEM SIZE	12K (115V)	9K (208/230V)	12K (208/230V)	18K (208/230V)	24K (208/230V)	30K (208/230V)	36K (208/230V)
Outdoor (CFM)	1,200	1,200	1,200	1,390	2,130	2,130	2,130

## SOUND PRESSURE

SYSTEM SIZE		12K (115V)	9K (208/230V)	12K (208/230V)	18K (208/230V)	24K (208/230V)	30K (208/230V)	36K (208/230V)
Outdoor sound pressure level	dBa	52.5	55.5	56	57.5	60.5	60.5	60.5

## SOUND PRESSURE IN OCTAVE BANDS

	FREQUENCY (HZ)	63	125	250	500	1,000	2,000	4,000	8,000
12K (115)	COOLING DB(A)	58.7	61.6	61.9	52.8	53.4	47.1	47.4	43.0
	HEATING DB(A)	57.5	56.1	52.9	48.9	47.6	41.5	36.8	28.6
9K (208V)	COOLING DB(A)	52.5	56.3	51.6	48.8	46.5	42.6	36.8	29.6
	HEATING DB(A)	62.6	57.1	56.2	53.7	52.6	47.1	42.8	35.8
12K (208V)	COOLING DB(A)	53.0	52.9	50.8	48.1	47.2	41.5	36.2	28.7
	HEATING DB(A)	61.9	61.2	55.1	52.6	52.1	46.9	42.9	35.6
18K (208V)	COOLING DB(A)	57.7	57.3	59.8	52.5	48.8	43.8	39.6	34.8
	HEATING DB(A)	67.8	62.3	60.4	60.6	53.2	49.1	45.0	37.9
24K (208V)	COOLING DB(A)	64.6	61.7	56.9	54.5	51.7	46.8	44.7	38.6
	HEATING DB(A)	67.3	63.6	59.5	56.3	55.9	50.2	47.3	43.4
30K (208V)	COOLING DB(A)	60.6	60.0	54.0	51.0	51.3	46.5	45.0	40.3
	HEATING DB(A)	62.9	60.2	56.3	53.9	52.4	48.7	45.7	40.3
36K (208V)	COOLING DB(A)	58.7	61.6	61.9	52.8	53.4	47.1	47.4	43.0
	HEATING DB(A)	60.7	61.3	56.6	53.9	52.7	49.2	47.0	41.2

## Outdoor Unit Sound Pressure Test Conditions

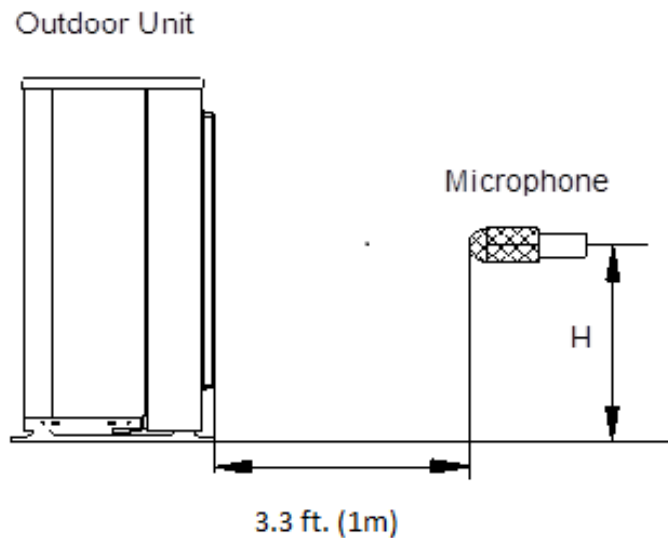


Fig. 8 — Outdoor Unit Sound Pressure Test

NOTE:  $H=0.5 \times$  Height of outdoor unit

	INDOOR CONDITION		OUTDOOR CONDITION	
	DB	WB	DB	WB
COOLING	80.6°F (27°C)	66.2°F (19°C)	95°F (35°C)	75.2°F (24°C)
HEATING	68°F (20°C)	59°F (15°C)	44.6°F (7°C)	42.8°F (6°C)

# ELECTRICAL DATA

SYSTEM SIZE		12K	9K	12K	18K	24K	30K	36K
POWER SUPPLY	VOLTS-PH-HZ	115-1-60	208/230-1-60	208/230-1-60	208/230-1-60	208/230-1-60	208/230-1-60	208/230-1-60
	MAX - MIN* OPER. VOLTAGE	126-104	253-187	253-187	253-187	253-187	253-187	253-187
	MCA	15	9	9	18	20	20	25
	MAX FUSE/ CB AMP	20	15	15	25	30	30	35
COMPRESSOR	VOLTS-PH-HZ	115-1-60	208/230-1-60	208/230-1-60	208/230-1-60	208/230-1-60	208/230-1-60	208/230-1-60
	RLA	9	5.25	5.65	12.3	14	15	17

\*Permissible limits of the voltage range at which the unit will operate satisfactorily.

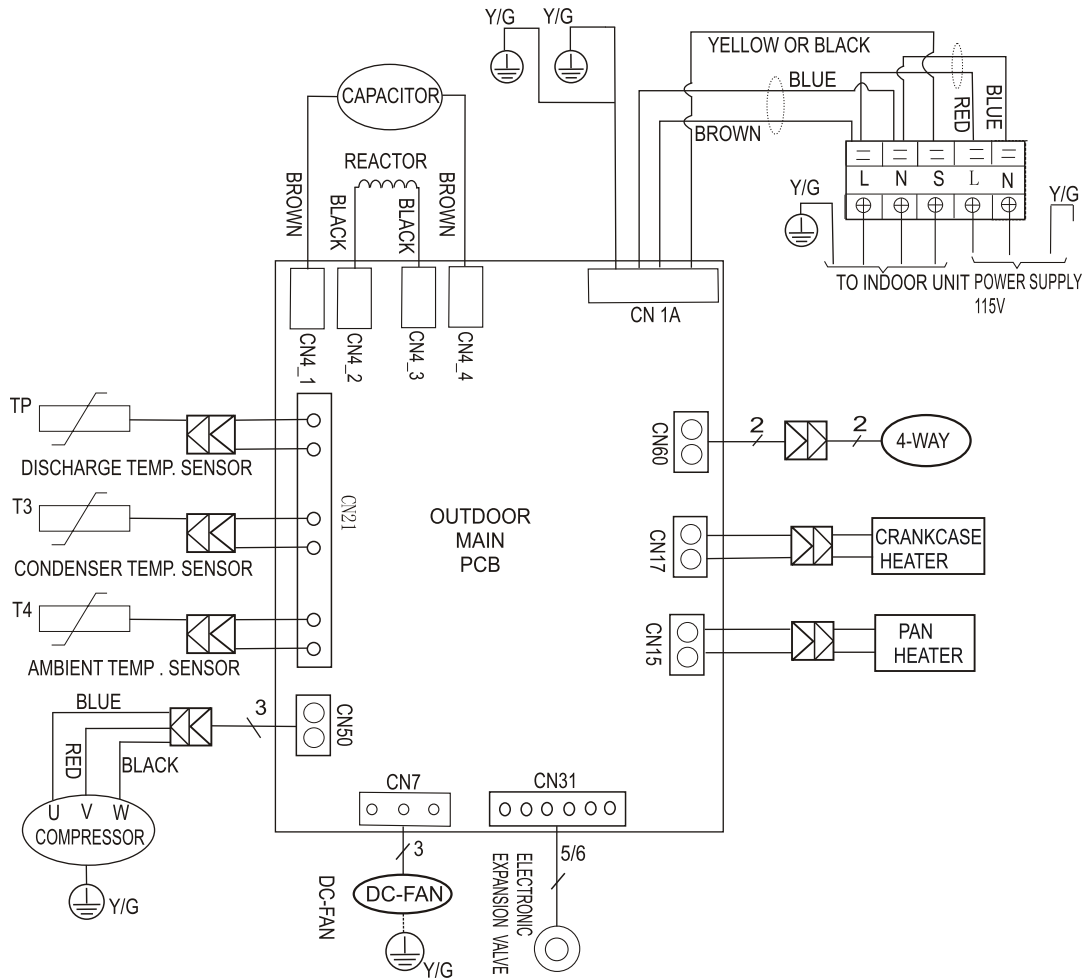
## LEGEND

FLA - Full Load Amps  
MCA - Minimum Circuit Amps  
RLA - Rated Load Amps

## Fan and Motor Specifications

38MAR UNIT SIZE			12K	9K	12K	18K	24K	30K	36K
			(115V)	(208/230V)	(208/230V)	(208/230V)	(208/230V)	(208/230V)	(208/230V)
OUTDOOR FAN	MATERIAL		AS	AS	AS	AS	AS	AS	AS
	Type		ZL-429*119*8-3KN (ASG30)	ZL-427*139*8-3KN (ASG30)	ZL-427*139*8-3KN (ASG30)	ZL-490*151*12-3KN (ASG30)	ZL-560*139*12-3KN (ASG30)	ZL-560*139*12-3KN (ASG30)	ZL-560*139*12-3KN (ASG30)
	Diameter	inch	429	427	427	490	560	560	560
	Height	inch	119	139	139	151	139	139	139
OUTDOOR FAN MOTOR	Model		ZKFN-40-8-1L	ZKFN-40-8-1L	ZKFN-40-8-1L	ZKFN-50-8-2	ZKFN-120-8-2	ZKFN-120-8-2	ZKFN-120-8-2
	Volts	V	115	208/230	208/230	208/230	208/230	208/230	208/230
	Phase		1	1	1	1	1	1	1
	Hertz	Hz	60	60	60	60	60	60	60
	FLA		0.6	0.38	0.38	0.42	0.5	0.6	0.6
	Rated HP	HP	0.053	0.053	0.053	0.067	0.16	0.16	0.16
	Output	W	40	40	40	50	120	120	120
	Type		DC						
	Insulation class		A	A	A	A	A	A	A
	Safe class		IPX4	IPX4	IPX4	IPX4	IPX4	IPX4	IPX4
	Input	W	54	54	54	115	87	87	87
	Range of current	Amps	0.19 ±10%	0.19 ±10%	0.19 ±10%	0.41±10%	0.31±10%	0.31±10%	0.31±10%
	Rated current	Amps	0.19	0.19	0.19	0.41	0.31	0.31	0.31
	Capacitor	µF	No Capacitor						
	Speed	rev/min	800/700/600	800/700/600	800/700/600	850/700/600	850/750/700	850/800/750	850/800/750
	Rated RPM	rev/min	980	980	980	900	1150	1150	1150
Max. input	W	91	91	91	137	170	170	170	

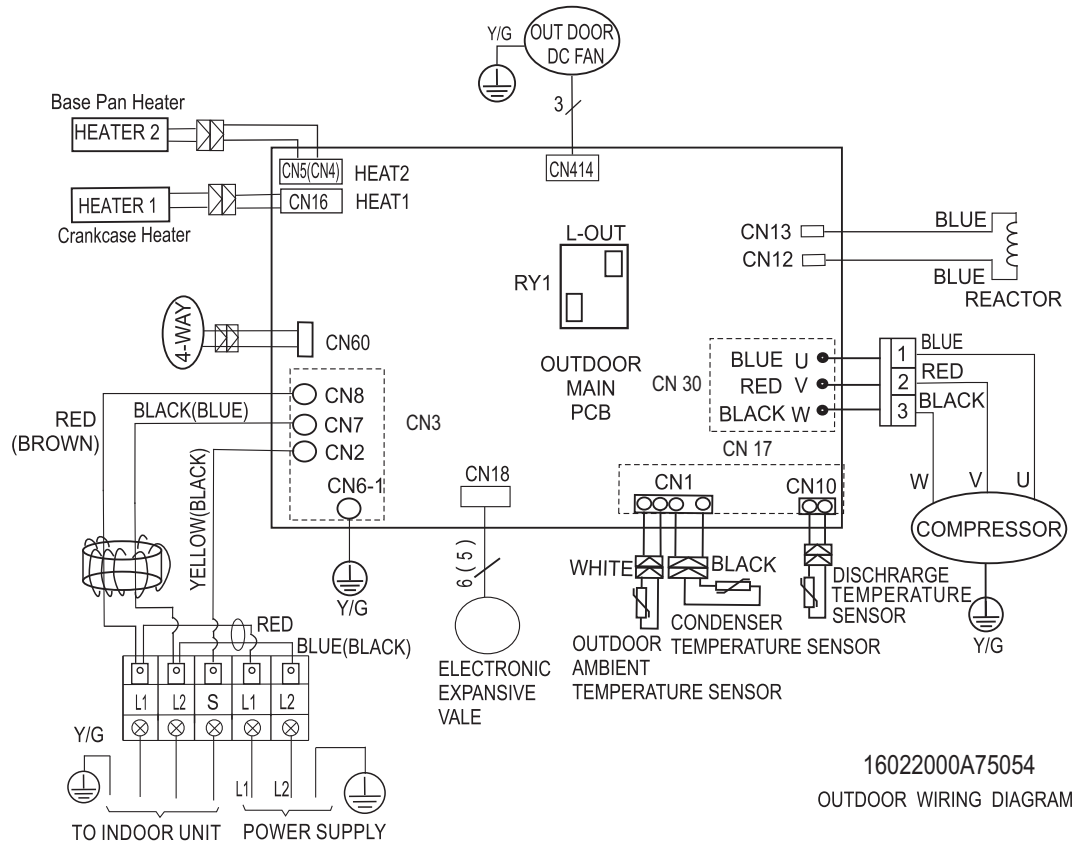
# WIRING DIAGRAMS



**Fig. 9 — Wiring Diagram Size 12K (115V)**

CODE	PART NAME	CODE	PART NAME
CN1A	INPUT:115V High voltage connector with L/N/Ground/Signal	CN60	Output: 115 VAC for 4-way valve control
CN4_1 CN4_2 CN4_3 CN4_4	Output: 115VAC High voltage connector for the power factor corrector (PFC)	CN50	Output: PWM for UVW to control the compressor (0-320VAC)
CN7	Output: PWM for UVW to control the outdoor fan (0-320VAC)	CN21	Input: Temperature acquisition (0-5VDC)
CN15	Output:1 15VAC High voltage to control the base pan heater	CN31	Connector for electronic expansion valve (0-12VDC)
CN17	Output:1 15VAC High voltage to control the crankcase heater		

# WIRING DIAGRAMS (CONTINUED)



**Fig. 10 — Wiring Diagram - Sizes 09K, 12K, 18K (208-230V)**

CODE	PART NAME	CODE	PART NAME
CN2	Output: high voltage signal (to indoor unit)	CN12,CN13	Output: High voltage to reactor
CN7, 8	Input: 220 VAC High voltage (from indoor unit)	U V W	Output: Pulse (0-320VDC) to compressor
CN60	Output: 220 VAC for 4-way valve control	CN10	Input: Pin1-Pin2 (0-5V) from the discharge temperature sensor
CN16	Output: 220 VAC High voltage to control the crankcase heater	CN1	Input: Pin1, Pin3, Pin4, Pin5 (0-5V) from the condenser and outdoor ambient temperature sensors
CN414	Output: Pulse (0-320VDC) to outdoor fan motor	CN6-1	Ground Connector
CN5 (CN4)	Output: 220 VAC High voltage to control the base pan heater	CN18	Output: Pin5&6 (12V) to electronic expansion valve

**NOTE:** The control board wiring diagram (see Fig. 10) for units starting with serial number 2616V10001 showing one harness CN17. Prior units required 2 harnesses CN1 and CN10 on the control board.





# GUIDE SPECIFICATIONS

## HORIZONTAL DISCHARGE OUTDOOR UNITS

Size Range: 3/4 to 3 Ton Nominal Cooling and Heating Capacity  
Model Number: 38MA\*R

### Part 1 - GENERAL

#### 1.01 System Description

1. Outdoor air-cooled split system compressor sections suitable for on-the-ground, rooftop, wall hung or balcony mounting. Units consist of a rotary compressor, an air-cooled coil, propeller-type draw-through outdoor fan, reversing valve (HP), accumulator (HP units), metering device(s), and a control box. Units discharge air horizontally as shown on the contract drawings. Units function as the outdoor component of an air-to-air heat pump system.
2. Units are to be used in a refrigeration circuit matched to ductless heat pump fan coil units.

#### 1.02 Agency Listings

1. Unit construction complies with ANSI/ASHRAE 15, latest revision, and with the NEC.
2. Units are evaluated in accordance with UL standard 1995.
3. Units are listed in the CEC directory.
4. Unit cabinet is capable of withstanding 500-hour salt spray test per Federal Test Standard No. 141 (method 6061).
5. Air-cooled condenser coils are leak tested at 550 psig.

#### 1.03 Delivery, Storage, And Handling

Units are shipped in one piece and are stored and handled per unit manufacturer's recommendations.

#### 1.04 Warranty (For Inclusion By Specifying Engineer)

### Part 2 - PRODUCTS

#### 2.01 Equipment

##### A. General:

Factory assembled, single piece, air-cooled outdoor unit. Contained within the unit enclosure is all the factory wiring, piping, controls, and the compressor.

##### B. Unit Cabinet:

1. Unit cabinet is constructed of galvanized steel, bonderized and coated with a baked-enamel finish on the inside and outside.
2. Unit access panels is removable with minimal screws and provides full access to the compressor, fan, and control components.
3. The outdoor compartment is isolated and has an acoustic lining to assure quiet operation.

##### C. Fans:

1. Outdoor fans are the direct drive propeller type, and discharges air horizontally. Fans draw air through the outdoor coil.
2. Outdoor fan motors are totally enclosed, single phase motors with class E insulation and permanently lubricated ball bearings. Motor shall be protected by internal thermal overload protection.
3. The shaft has inherent corrosion resistance.
4. Fan blades are non-metallic and statically and dynamically balanced.
5. Outdoor fan openings are equipped with a PVC metal/mesh coated protection grille over the fan.

##### D. Compressor:

1. Compressor is the fully hermetic rotary type.
2. Compressor is equipped with an oil system, operating oil charge, and a motor.
3. Motor is NEMA rated class E, suitable for operation in a refrigerant atmosphere.
4. Compressor assembly is installed on rubber vibration isolators.

##### E. Outdoor Coil:

The coil is constructed of aluminum golden hydrophilic pre-coated fins mechanically bonded to seamless copper tubes, which are cleaned, dehydrated, and sealed.

##### F. Refrigeration Components:

Refrigerant circuit components include a brass external liquid line service valve with service gage port connections, a suction line service valve with a service gage connection port, service gage port connections on compressor suction and discharge lines with Schrader type fittings with brass caps, accumulator, reversing valve.

##### G. Controls and Safeties:

Operating controls and safeties are factory selected, assembled, and tested. The minimum control functions include the following:

1. Controls:
  - A time delay control sequence is provided standard through the fan coil board
  - Automatic outdoor fan motor protection.
2. Safeties:
  - System diagnostics
  - Compressor motor current and temperature overload protection
  - Outdoor fan failure protection.

##### H. Electrical Requirements:

1. Unit operates on single-phase, 60 Hz power at 115V for unit size 12 and 208/230V for unit sizes 09, 12, 18, 24, 30 and 36, as specified.
2. Unit electrical power has a single point connection.
3. Unit Control voltage to the indoor fan coil is 0-15V DC.
4. All power and control wiring must be installed per NEC and all local electrical codes.
5. The unit has high and low voltage terminal block connections.